



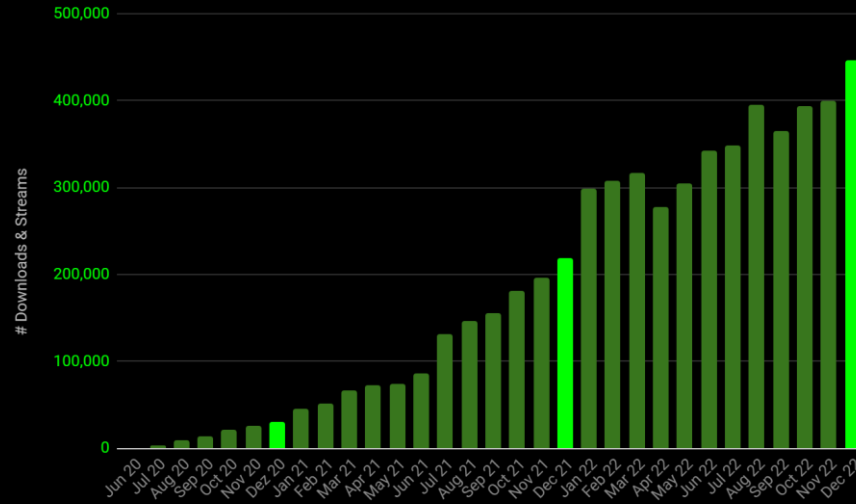
*Wo wir stehen.  
Was uns erwartet...*

PHILIPP  
KLOECKNER

# BEYOND THE AI HYPE



## DOPPELGÄNGER TECHTALK: DOWNLOADS & STREAMS





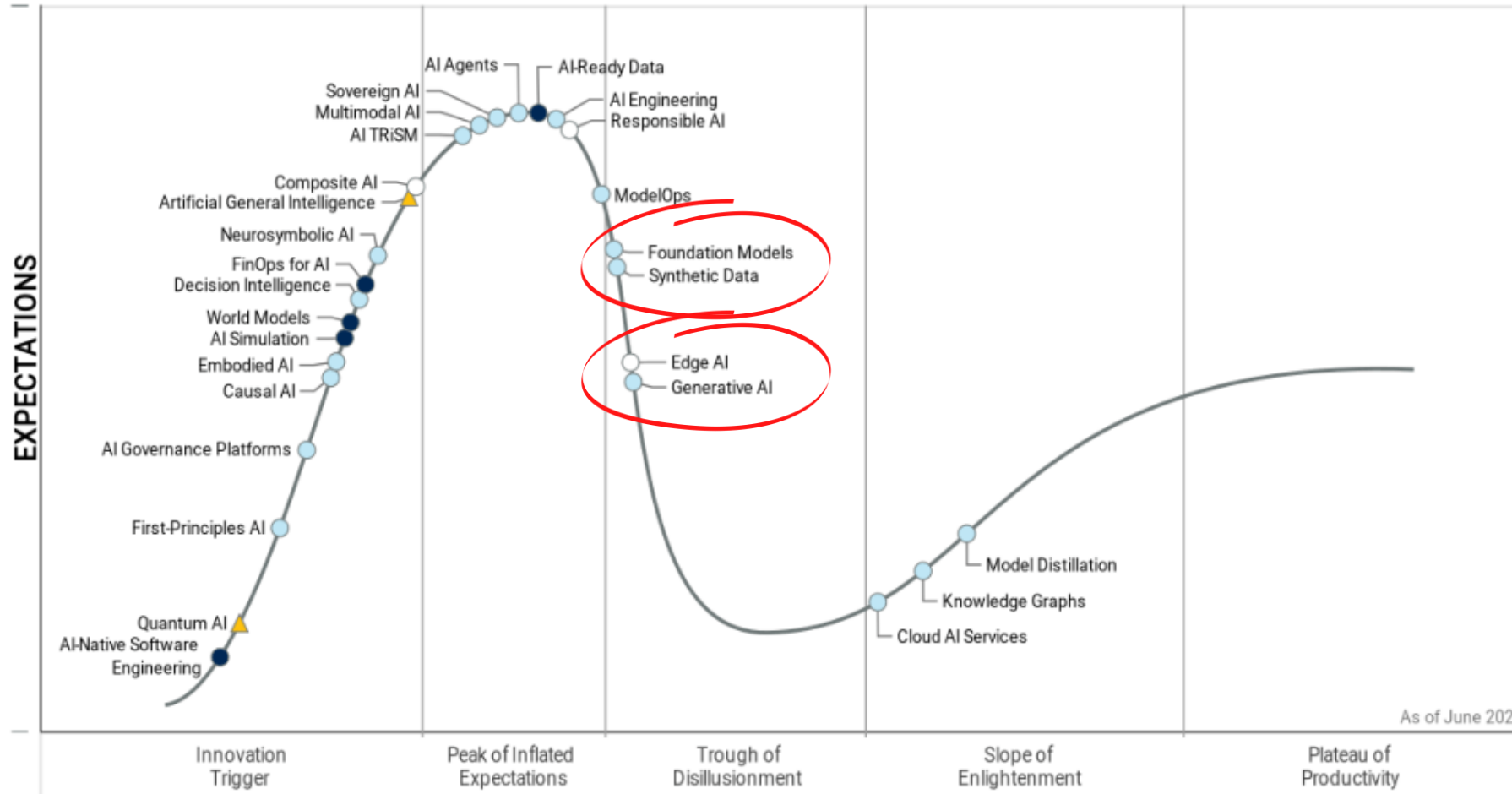
*Wo wir stehen.  
Was uns erwartet...*

PHILIPP  
KLOECKNER

# BEYOND THE AI HYPE

# AI AUF DEM WEG INS TAL DER TRÄNEN?

## Hype Cycle for Artificial Intelligence, 2025



As of June 2025

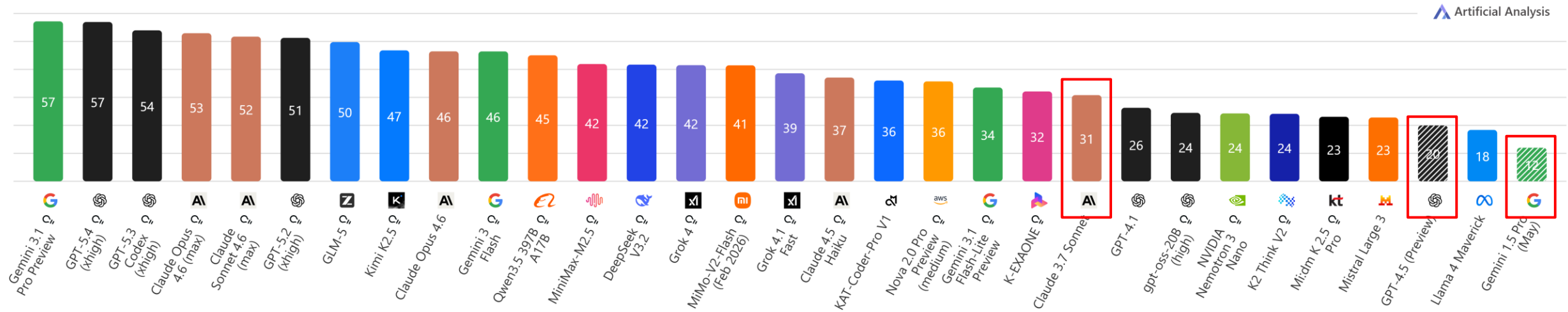
Plateau will be reached: ○ <2 yrs. ● 2-5 yrs. ● 5-10 yrs. ▲ >10 yrs. ⊗ Obsolete before plateau

# 12 MONATE

- Modelle & Fähigkeiten entwickeln sich schneller denn je

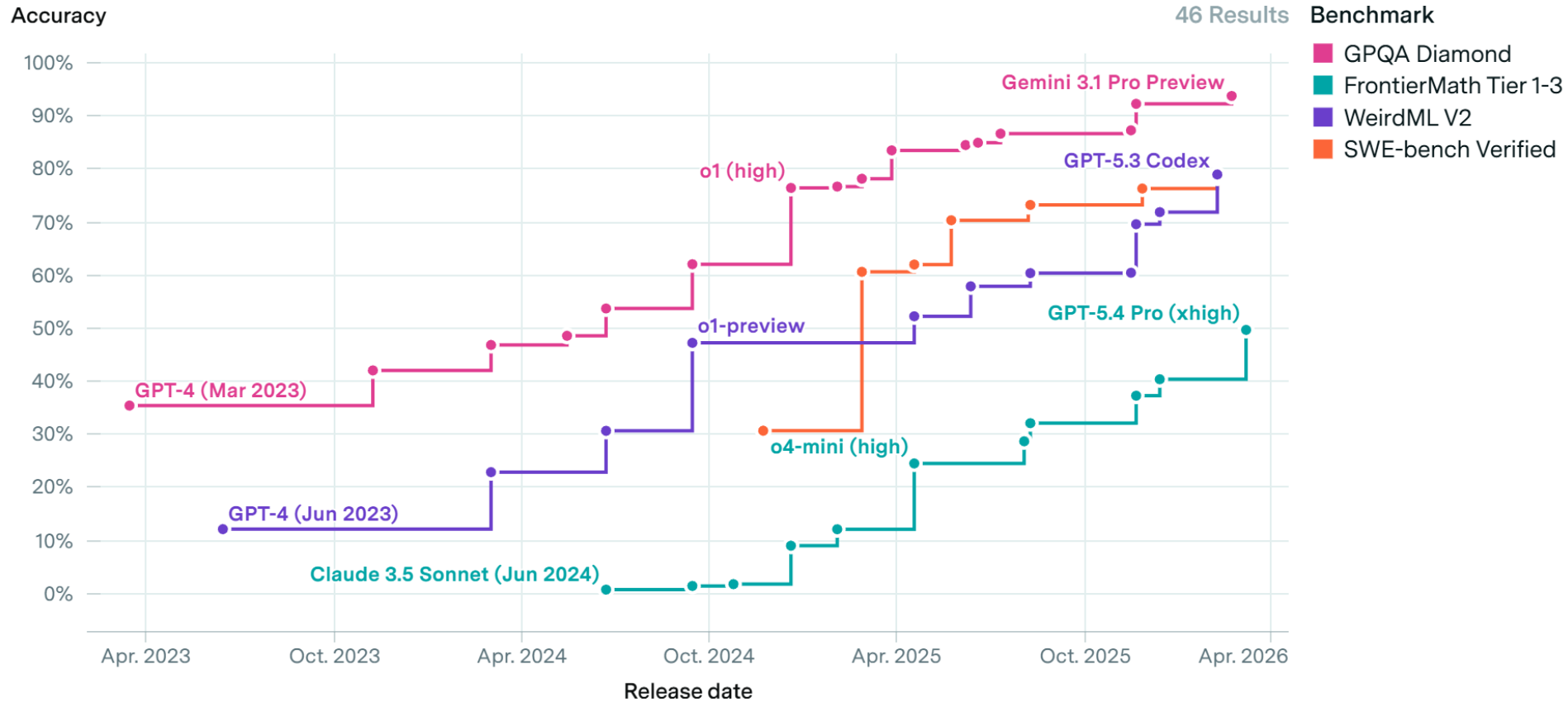
## Artificial Analysis Intelligence Index

Artificial Analysis Intelligence Index v4.0 incorporates 10 evaluations: GDPval-AA,  $r^2$ -Bench Telecom, Terminal-Bench Hard, SciCode, AA-LCR, AA-Omniscience, IFBench, Humanity's Last Exam, GPQA Diamond, CritPt  
// Estimate (independent evaluation forthcoming)



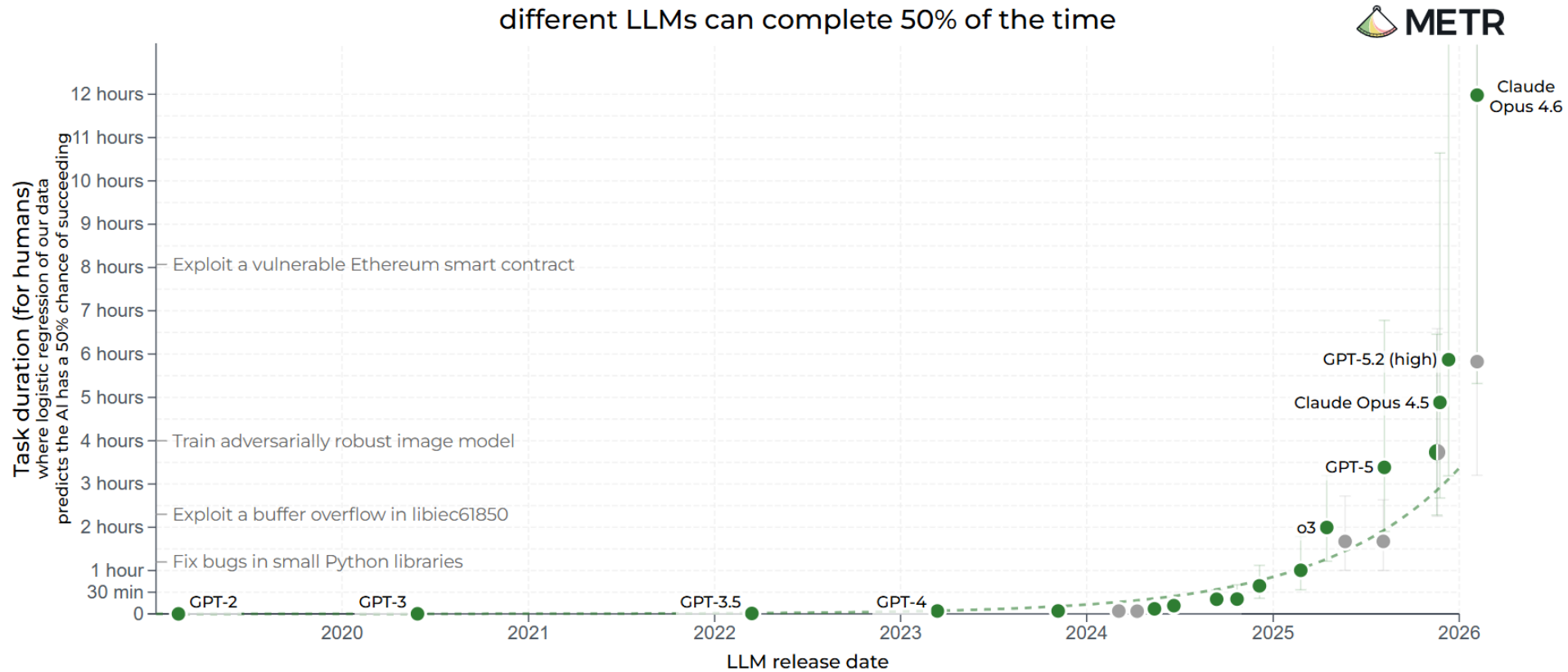
# BENCHMARK PERFORMANCE STETIG VERBESSERT

## Frontier performance across benchmarks



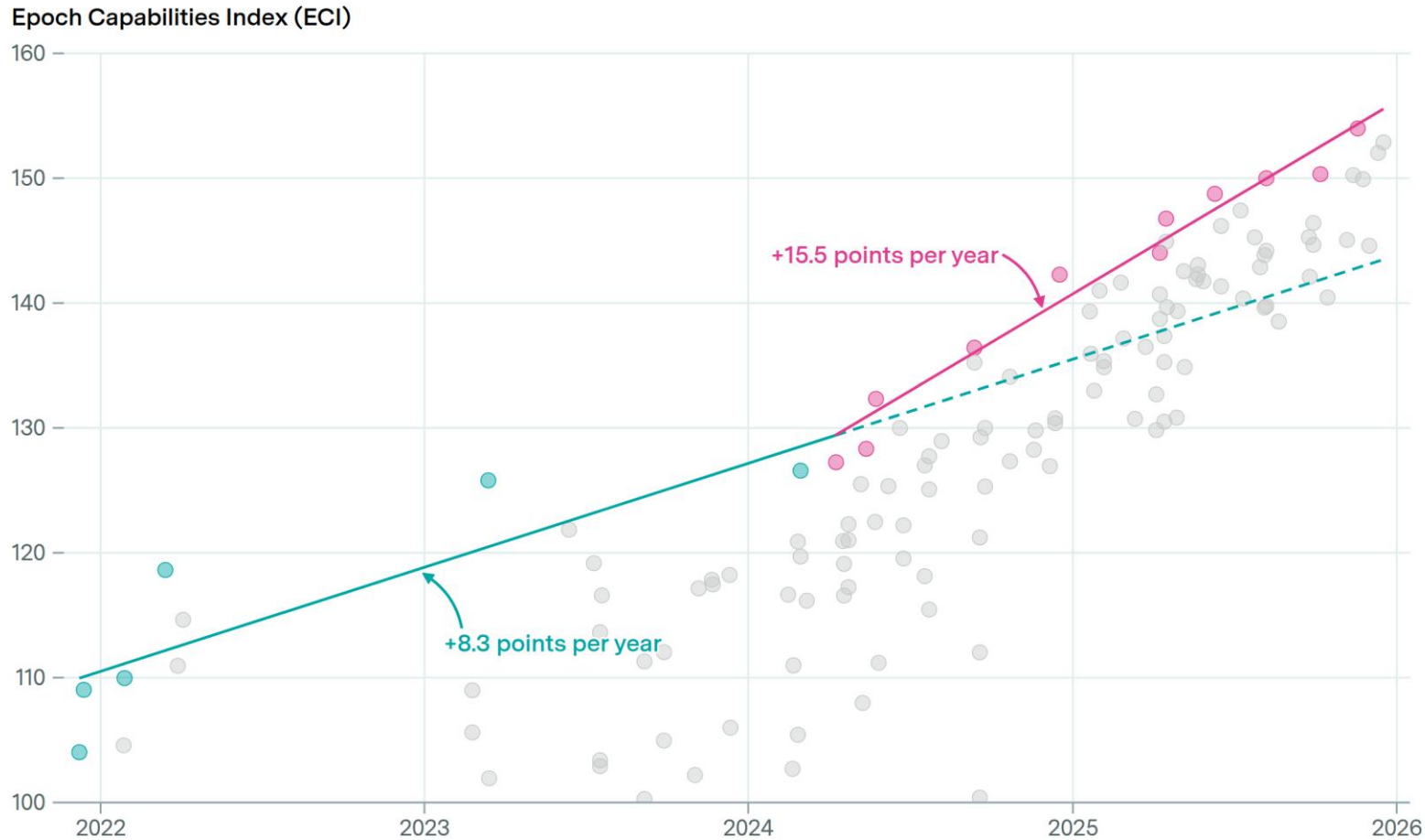
# ZEIT HORIZONT VON SOFTWARE TASKS


Time horizon of software tasks  
different LLMs can complete 50% of the time



# CAPABILITIES ACCELERATION

AI capabilities progress has sped up



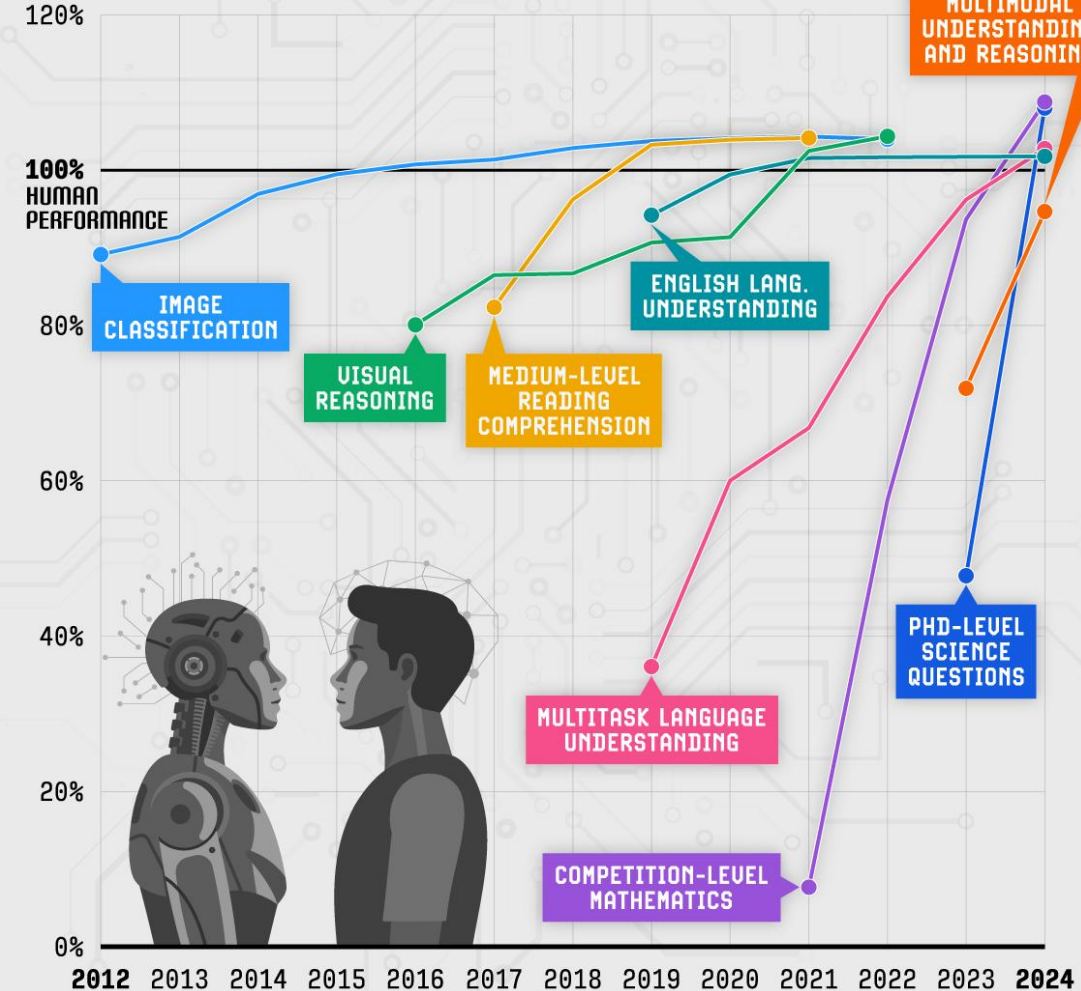


# AI VS. HUMAN PERFORMANCE IN TECHNICAL TASKS

AI models have rapidly improved and now exceed human performance in almost every technical task.

Humans still lead in **multimodal understanding and reasoning**, which involves questions across disciplines that include charts, maps, tables and images.

Performance relative to the human baseline (100%)



# Humanity's Last Exam

scale



Center for  
AI Safety

# BRAUCHEN WIR BALD EIN NEUES EXAMEN?

*Gemini 3.1 Pro (19 Feb 26) scores 51.4%, Claude Opus 4.6 at 53.1%*

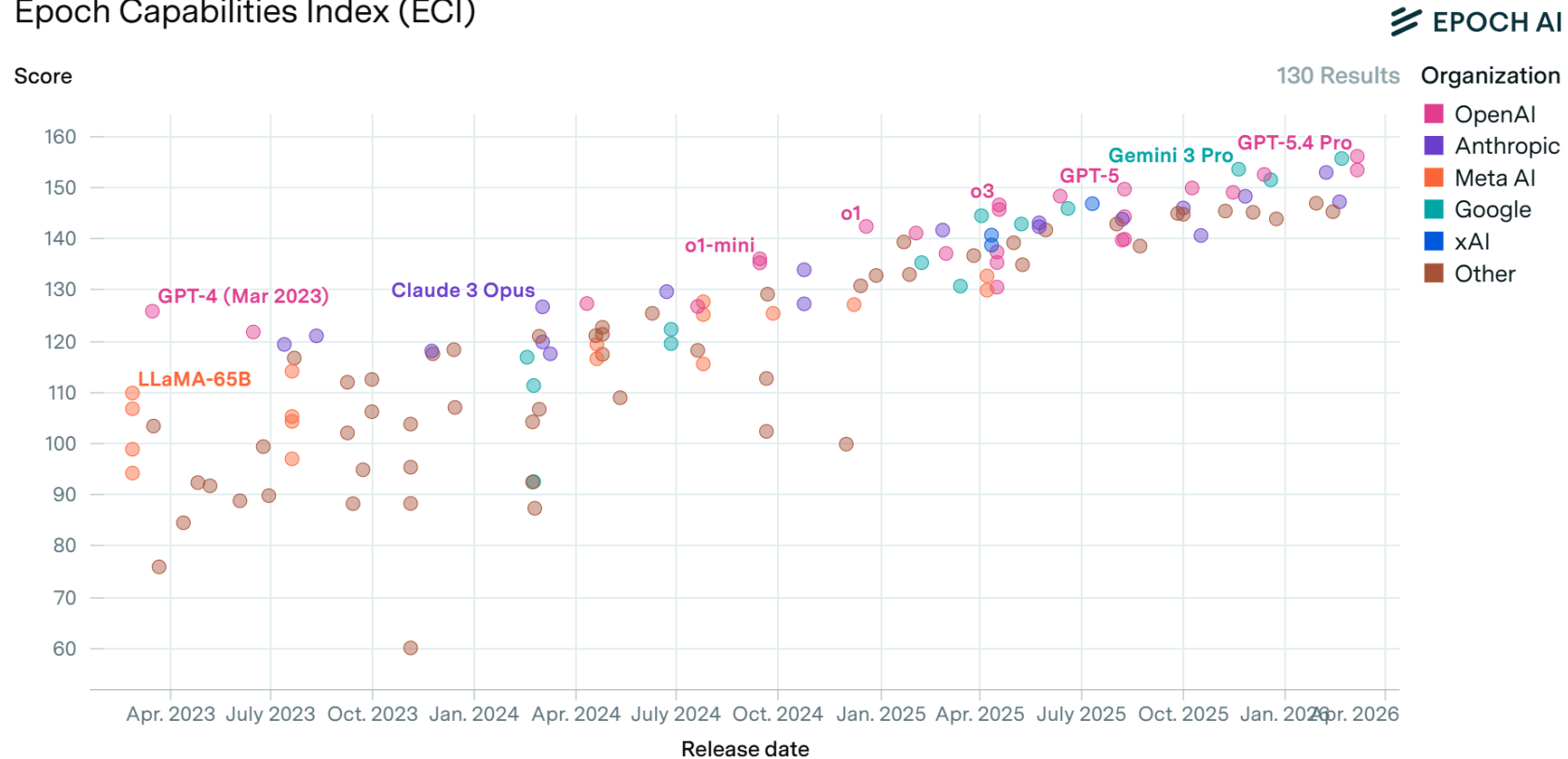
AI Progress on 🎯 Humanity's Last Exam.



Source: CAIS AI Dashboard

# DAS RENNEN DER SOTA MODELS GEHT WEITER

Epoch Capabilities Index (ECI)



CC-BY

epoch.ai



# GOOGLE DEEPMIND WIEDER IM RENNEN

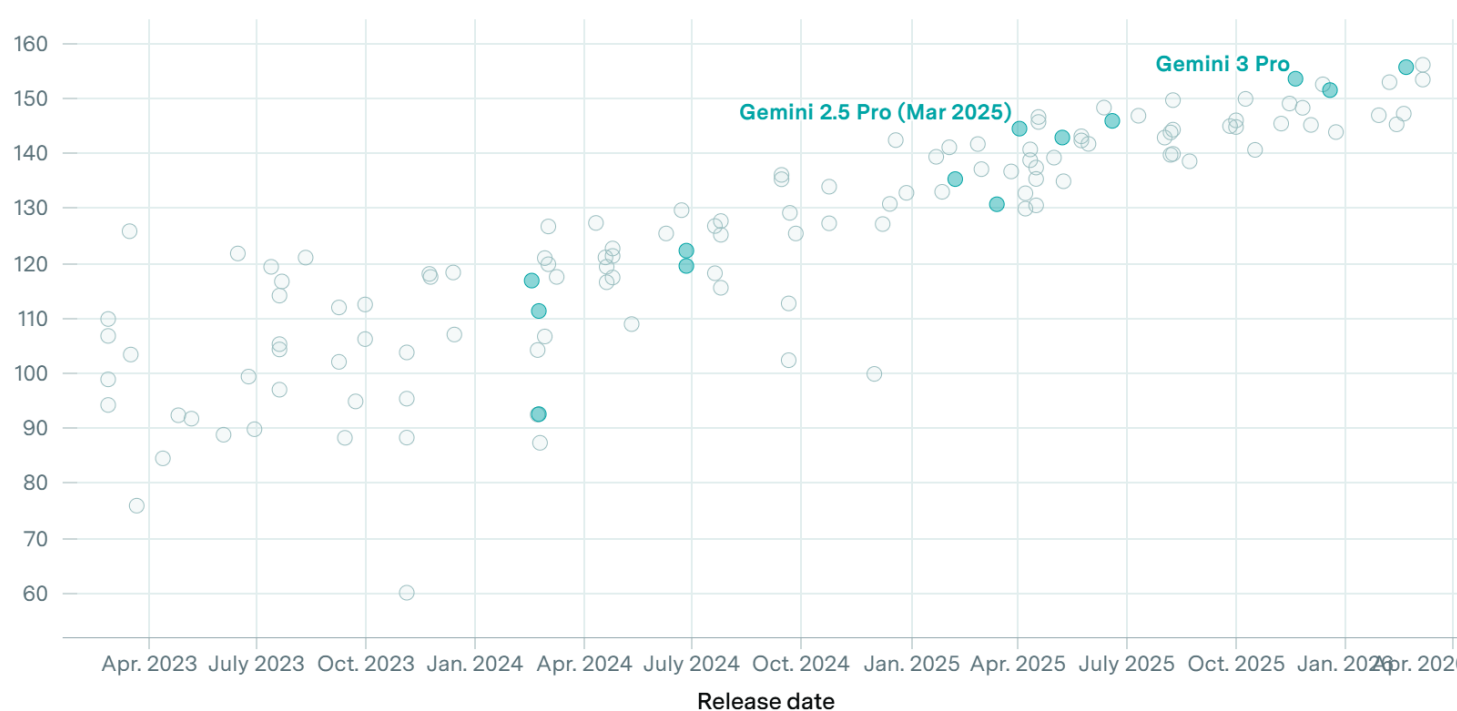
## Epoch Capabilities Index (ECI)

Score

EPOCH AI

130 Results

Organization



CC-BY

epoch.ai



# META HAS LEFT THE CHAT

Epoch Capabilities Index (ECI)

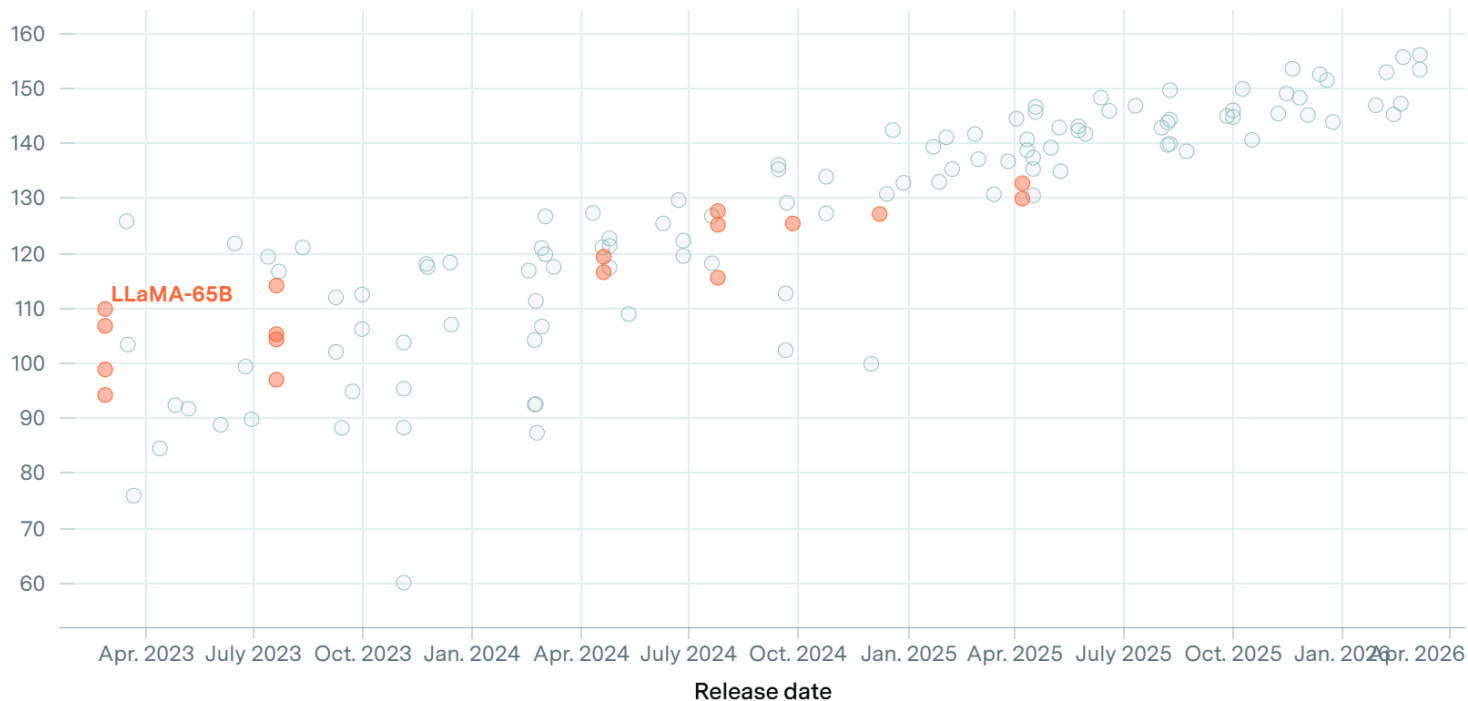
Score

EPOCH AI

130 Results

Organization

- OpenAI
- Anthropic
- Meta AI
- Google
- xAI
- Other



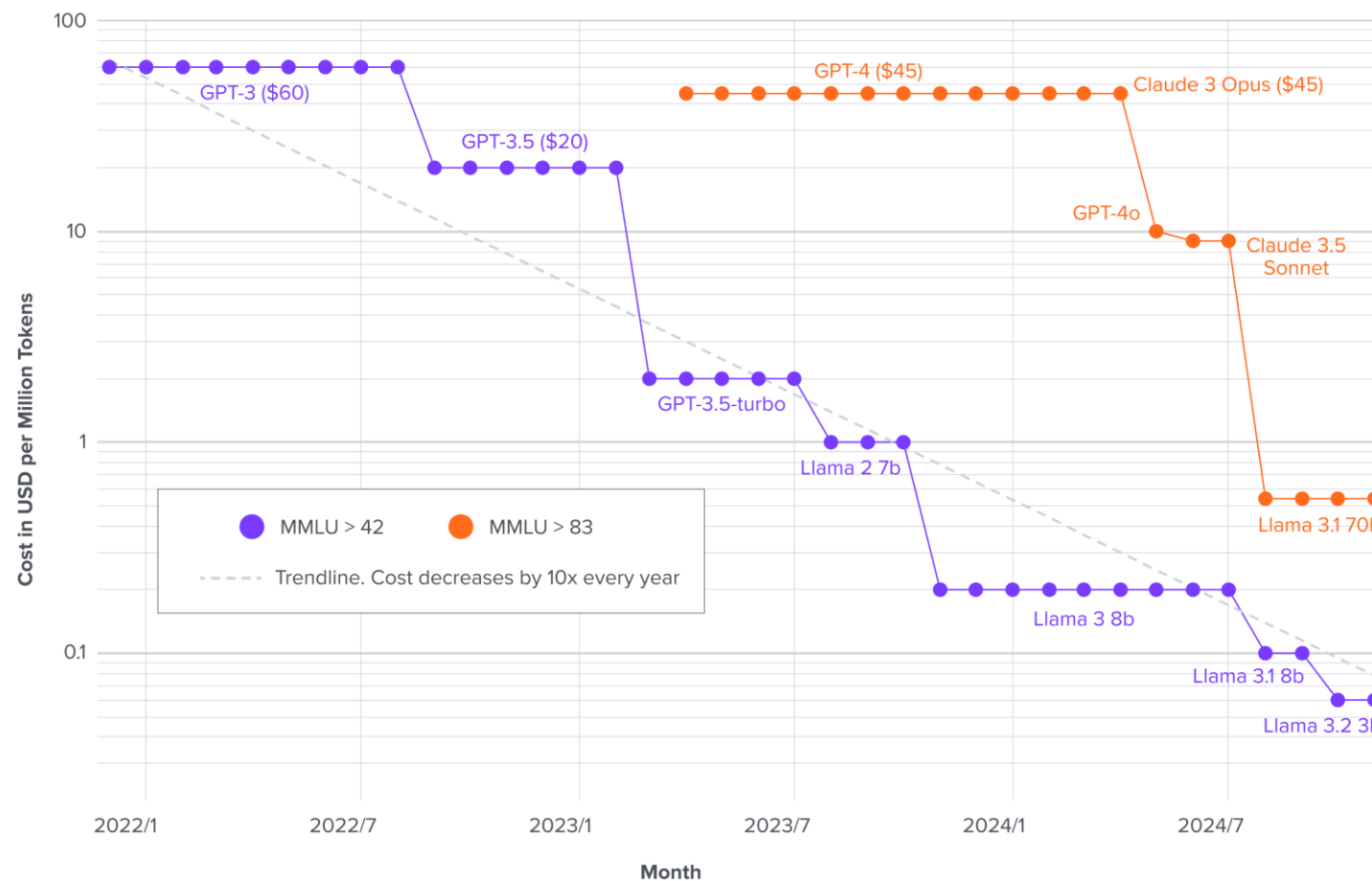
CC-BY

epoch.ai

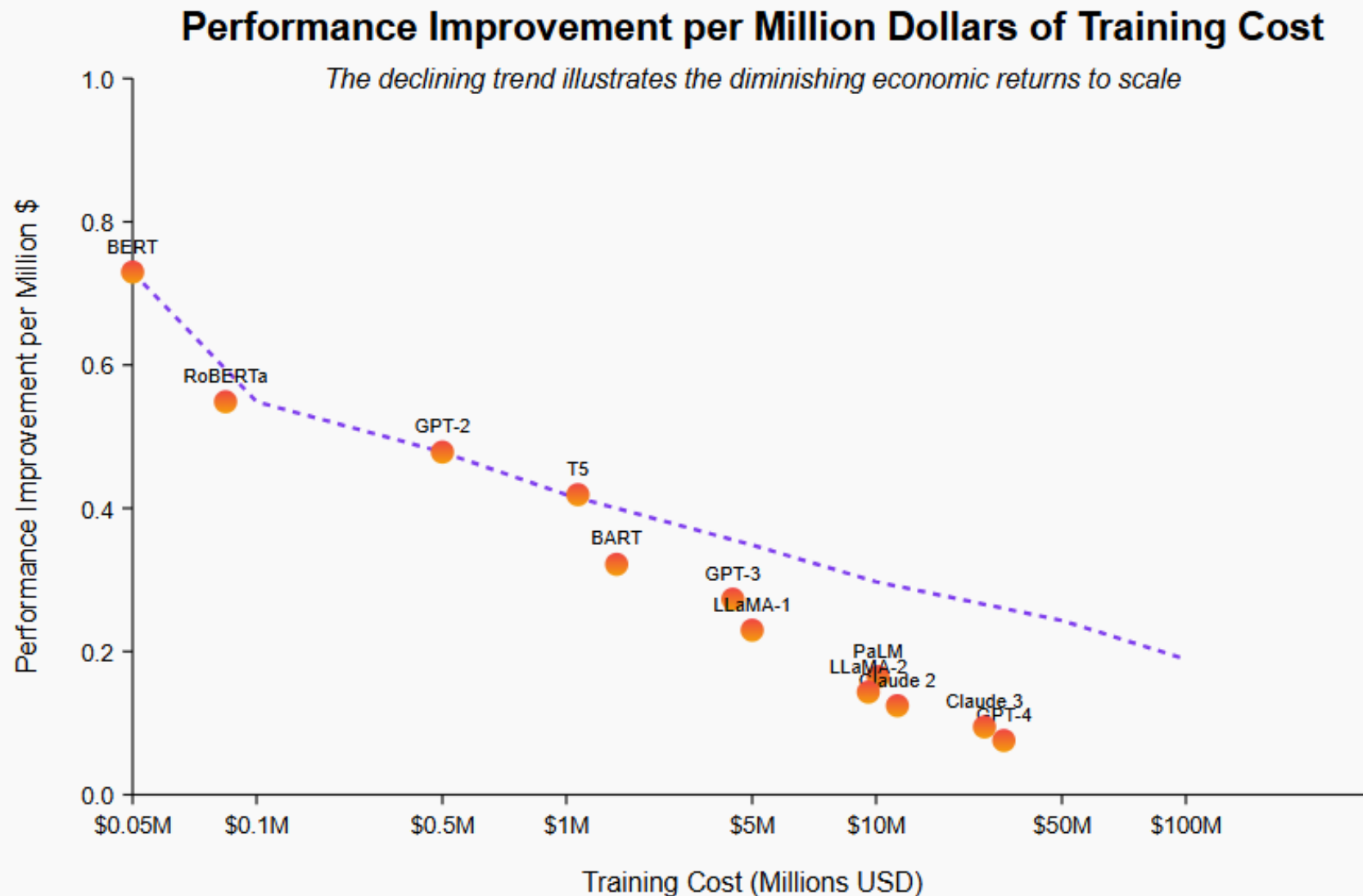


# GLEICHE PERFORMANCE FÜR WENIGER GELD

## Cost of the Cheapest LLM with a Minimum MMLU Score (Log Scale)



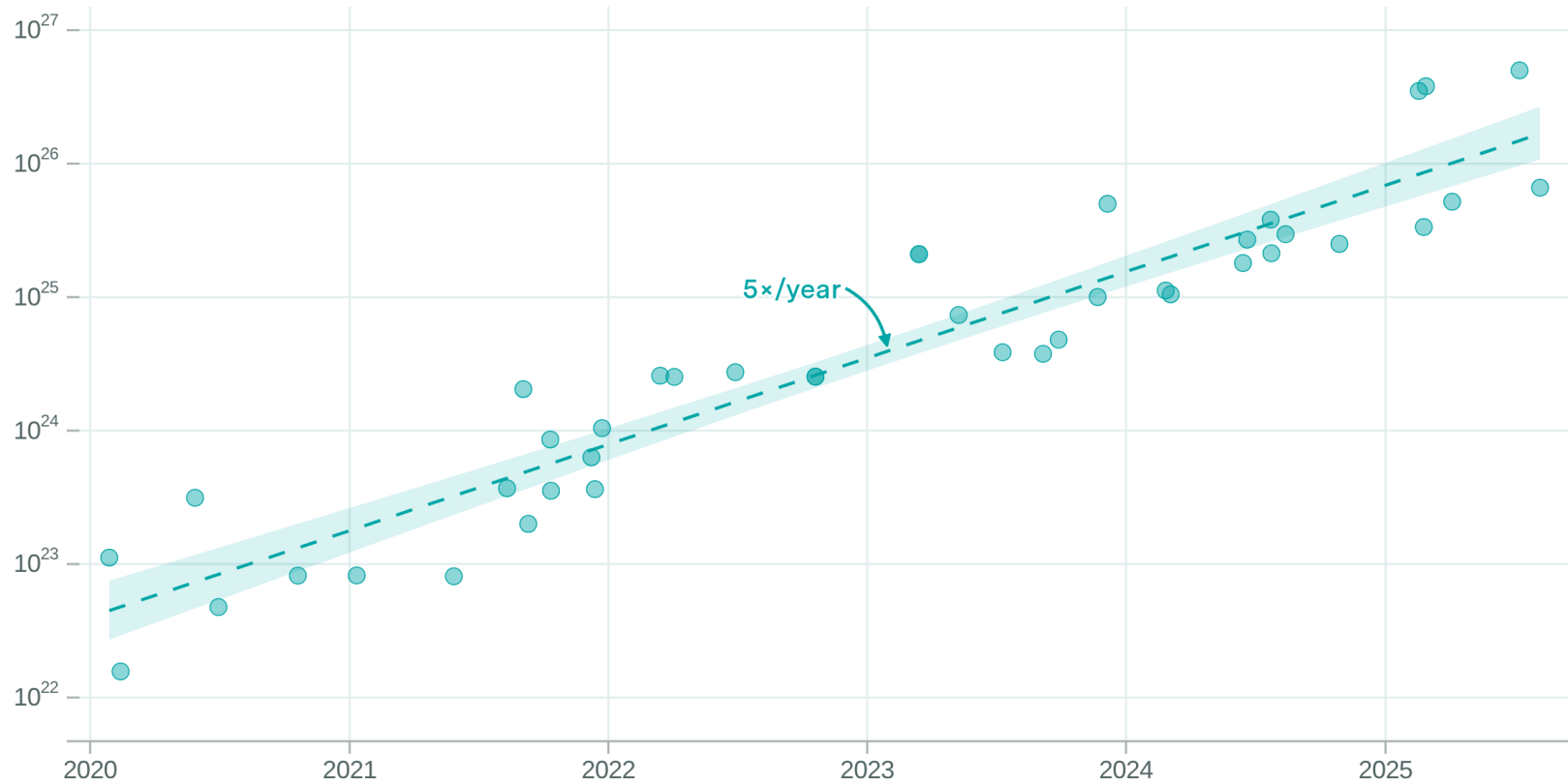
# DEMINISHING RETURNS OF TRAINING COST



# SOTA MODELS BRAUCHEN 5X MEHR HARDWARE

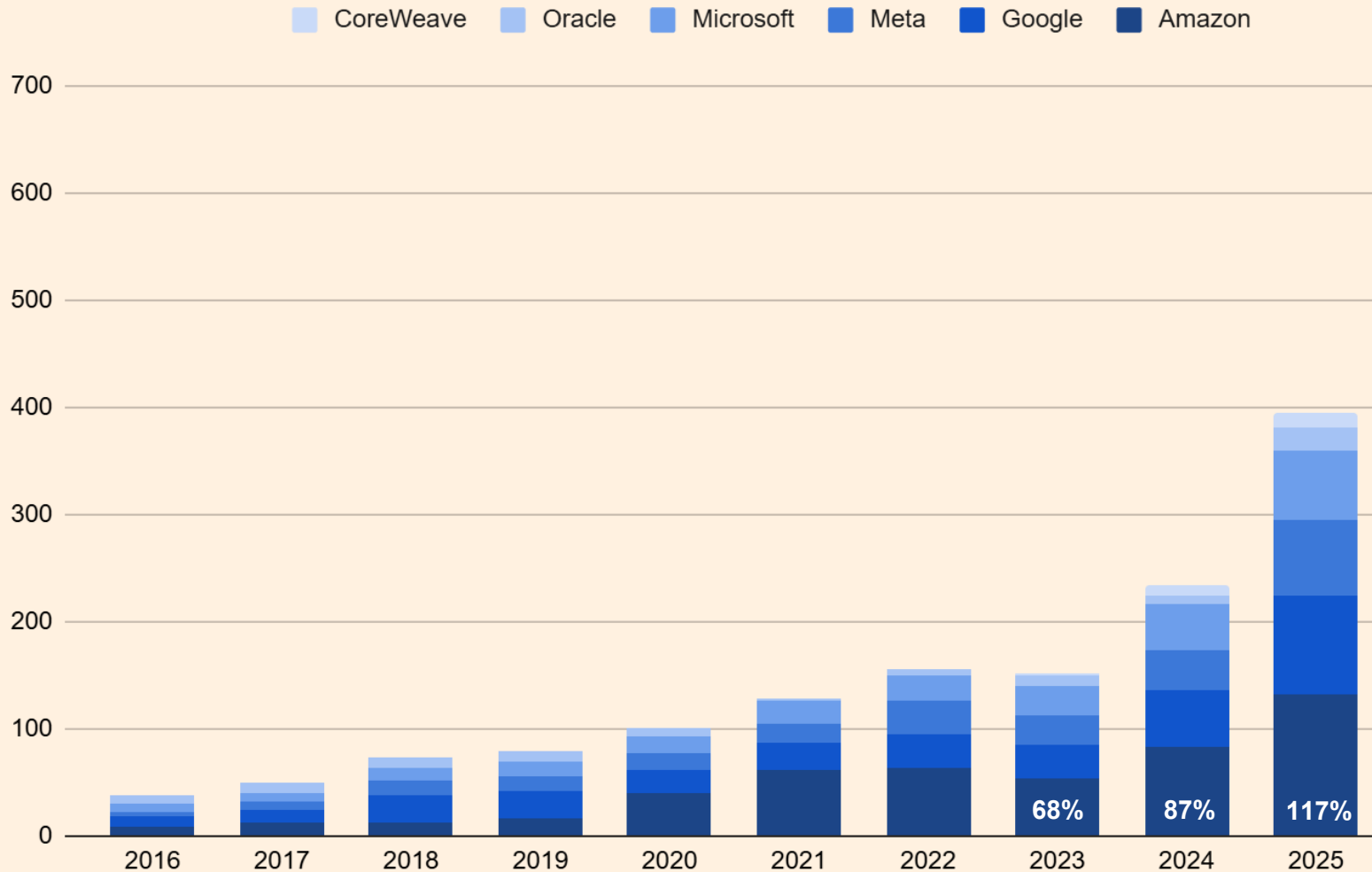
Training compute has grown 5x per year since 2020

Training compute (FLOP)



# Development of Data Center Investments (Big 6)

Capital expenditures (CapEx) of the biggest providers of cloud compute

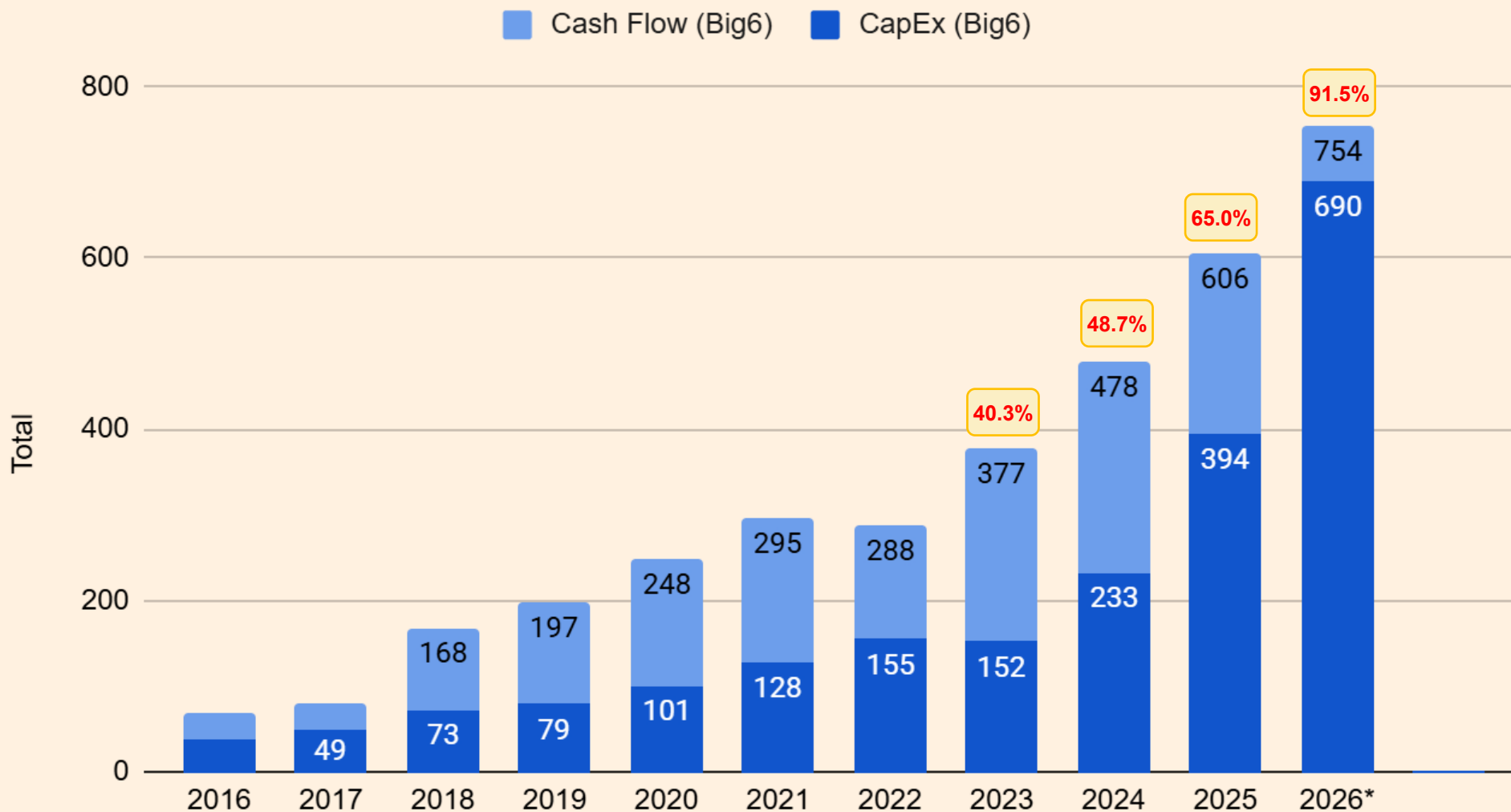


Source: Company Data, Bloomberg | 2026 (est)

CapEx as percentage of existing cloud revenue

100%

# CapEx as Percentage of Cash Flow from Operations



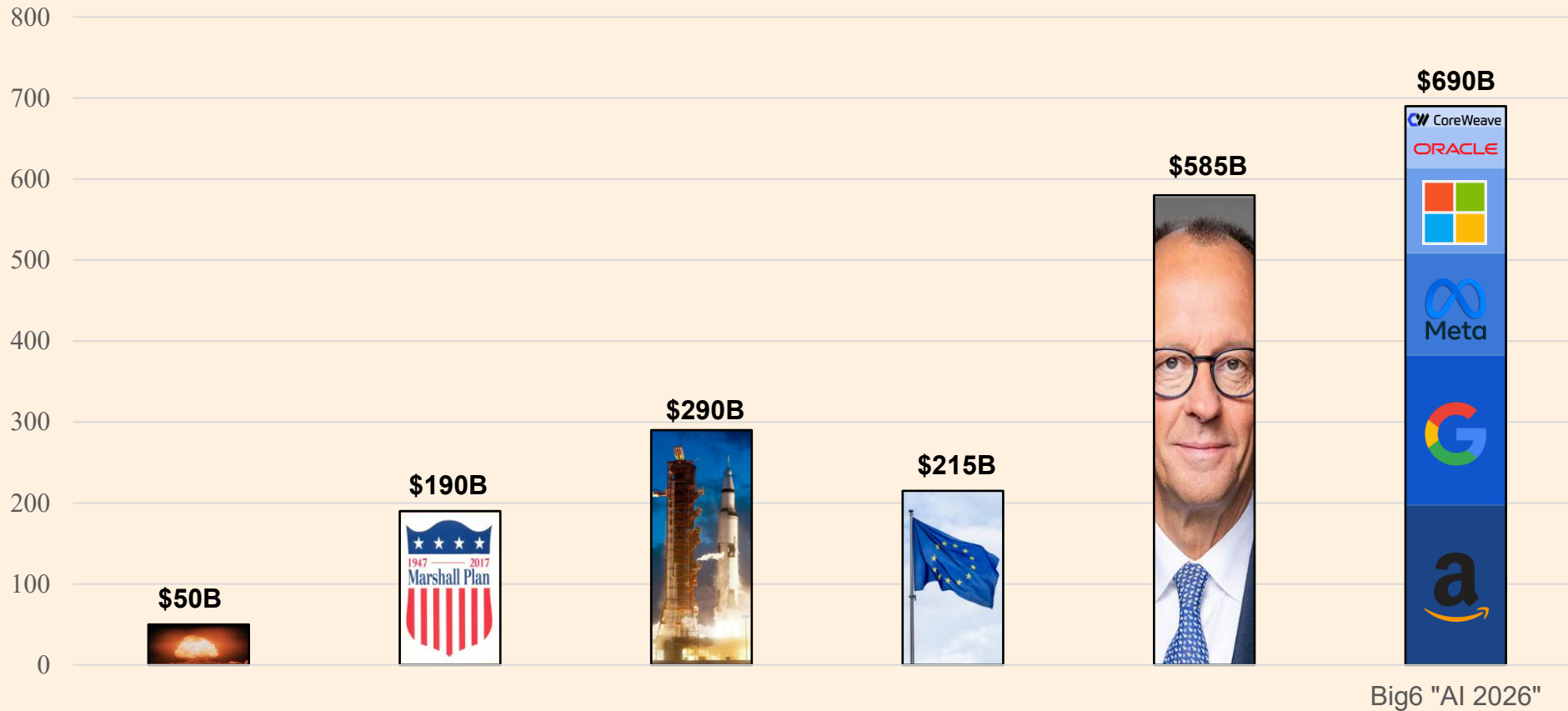
91.5%

CapEx as percentage of Cash from Operations **91.5%**



# SIZING THE AI INVESTMENTS

Source:  
Own Calculations  
Historic Data  
Company Data



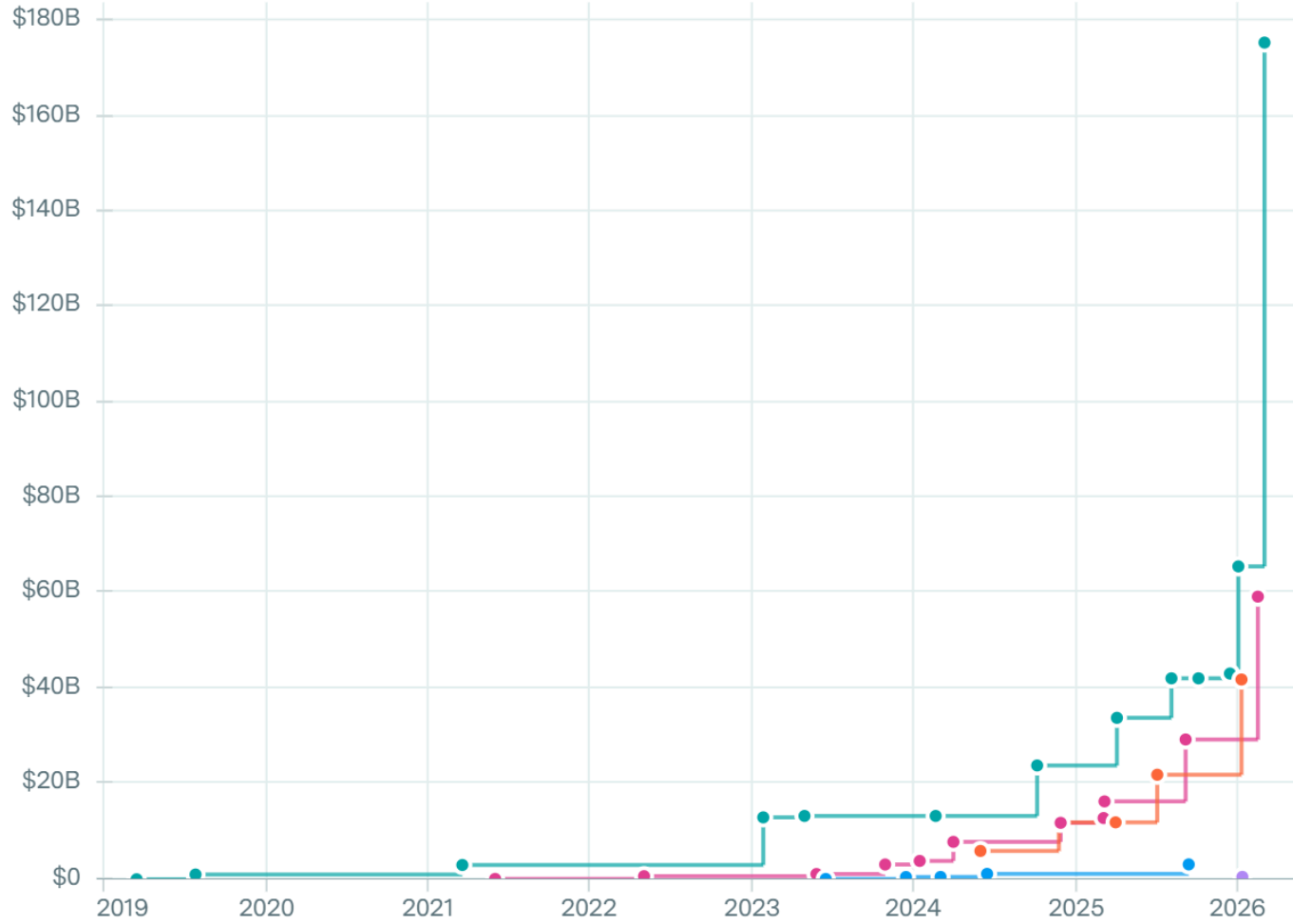
**\$2 Billion  
Per Day**

**\$575 per  
AI User**

**2% of  
U.S. GDP**

# FRONTIER AI LABS FUNDING

Source:  
Epoch.ai



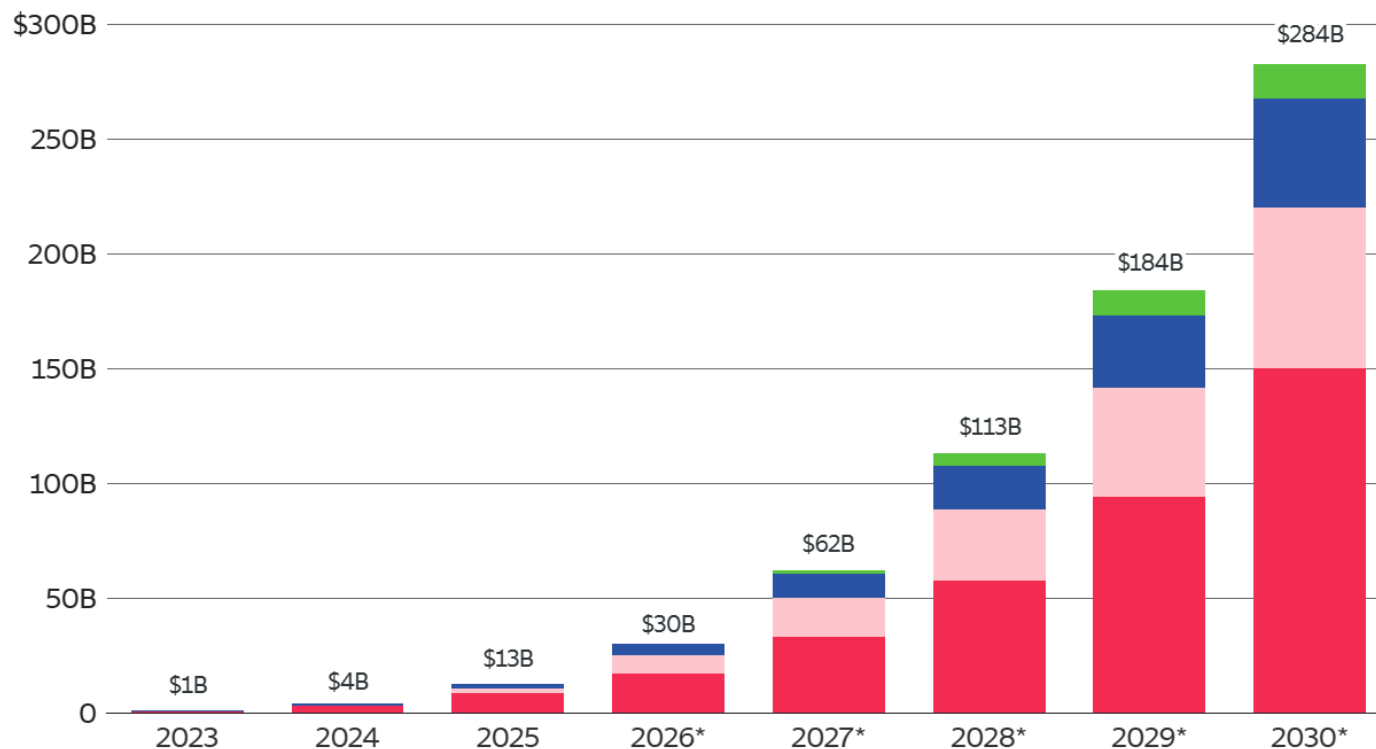
# AMBITIONIERTE ZIELE RECHTFERTIGEN FUNDING

## OpenAI's Revenue Ambitions



Even as OpenAI increases sales to businesses, consumers will drive the bulk of its revenue through the end of the decade.

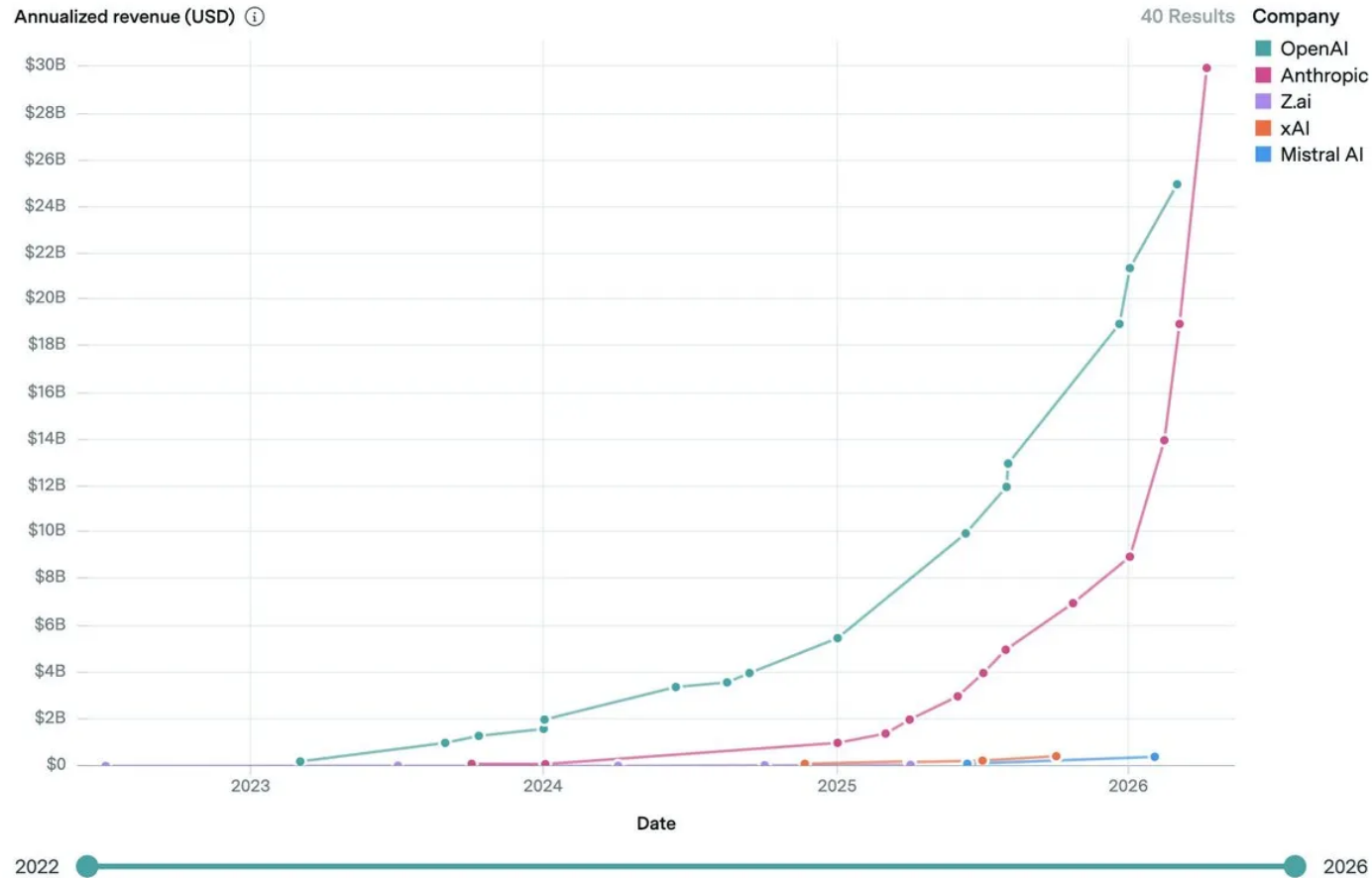
- ChatGPT consumer (including ads)
- ChatGPT B2B (including agents, research partnerships)
- Platform (including API sales on Microsoft Azure)
- New products (including hardware)



# ANTHROPIC IM HOCKEYSTICK-MODUS

## AI companies

Annualized revenue (USD) ⓘ



# OPENAIS CONSUMER BUSINESS CHALLENGES

**THE WALL STREET JOURNAL.**  
English Edition • Print Edition | Video | Audio | Latest Headlines | Puzzles | More •

World Business U.S. Politics Economy Tech Markets & Finance Opinion Free Expression Arts Lifestyle Real Estate Personal Finance Health S


**EXCLUSIVE** ARTIFICIAL INTELLIGENCE **Follow**

## OpenAI Scraps Sora Video Platform Months After Launch

The app, once envisioned as a potential social network, allowed people to insert themselves into various pop-culture scenes

By **Berber Jin** **Follow**  
Updated March 24, 2026 5:56 pm ET

🔗 📄 Aa 📁 Gift unlocked article 🎧 Listen (4 min) ⋮



SEONGJUN CHO/BLOOMBERG NEWS

**Quick Summary**

- OpenAI is discontinuing its Sora video platform app and other video functionalities as part of a strategic shift. [View more](#)

**Most Popular News**

- Finding the Best Place to Work: A Look at Careers at More Than 1,700 Companies
- The Back-Channel Diplomacy Behind Trump's U-Turn on Iran
- See a Minute-by-Minute Breakdown of the Fatal LaGuardia Crash
- The Hack That Turns Trump Accounts Into Multimillion-Dollar Tax-Free Nest Eggs
- Gulf States Edge Toward Joining Fight Against Iran

**Most Popular**

- Trump Loses the Home Front

## The Information

Deep Research 🔍

Upgrade to Pro



**OMKMS**

PHILIPP  
KLOECKNER

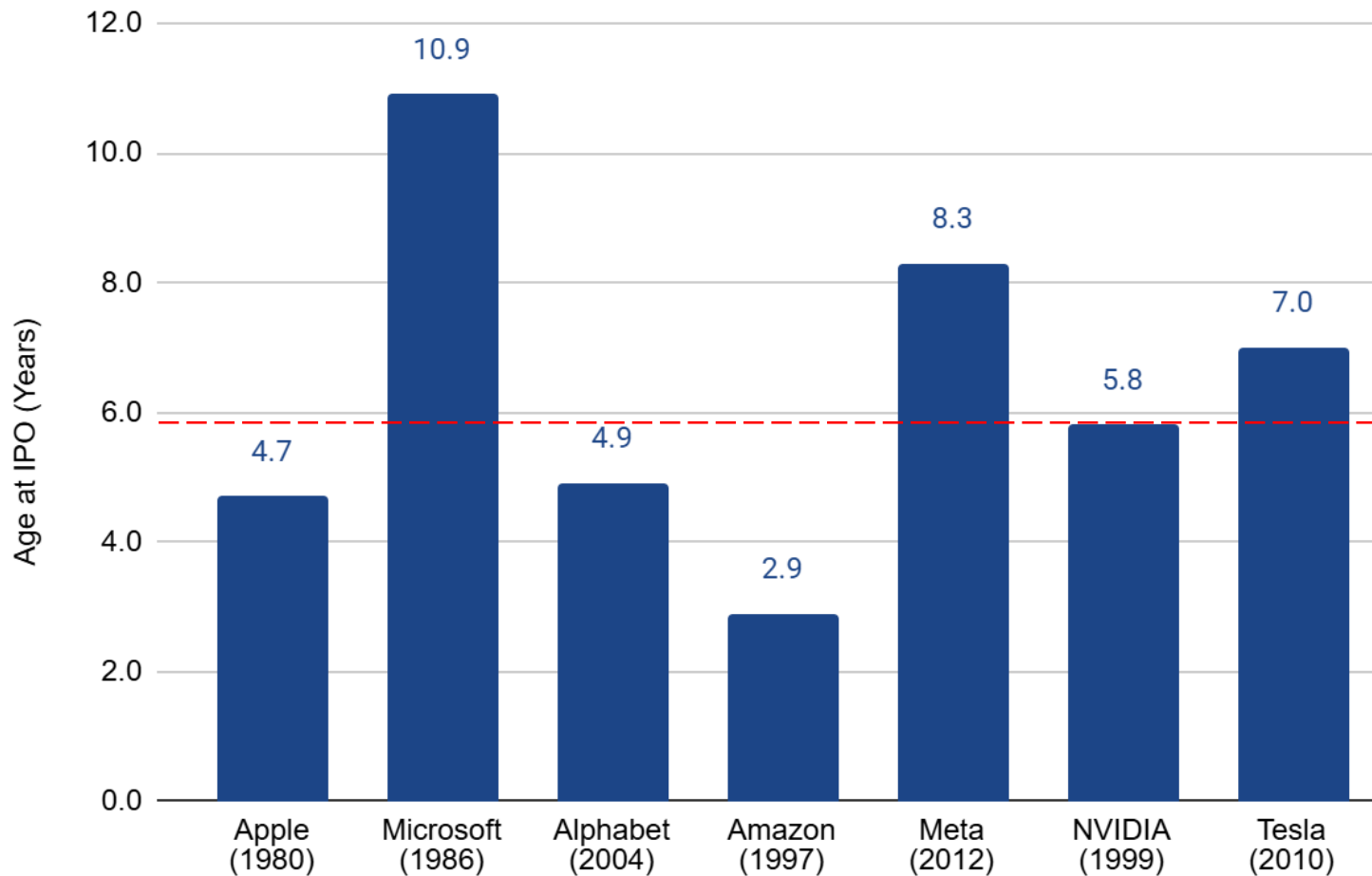
# DER LANGE WEG ZU \$840MRD BEWERTUNG?

| Company           | Founded | \$840B Market Cap | Years to 840B | Revenue that Year (USD) | Sales Multiple |
|-------------------|---------|-------------------|---------------|-------------------------|----------------|
| Apple             | 1976    | 2017              | 41yrs         | 229B                    | 3.7x           |
| Microsoft         | 1975    | 2018              | 43yrs         | 110B                    | 7.8x           |
| Amazon            | 1994    | 2018              | 24yrs         | 233B                    | 3.7x           |
| Alphabet (Google) | 1998    | 2018              | 20yrs         | 137B                    | 6.2x           |
| Meta (Facebook)   | 2004    | 2021              | 17yrs         | 118B                    | 7.8x           |
| Tesla             | 2003    | 2021              | 18yrs         | 54B                     | 20.8x          |
| NVIDIA            | 1993    | 2023              | 30yrs         | 61B                     | 15.3x          |
| OpenAI            | 2015    | 2026              | 11yrs         | 25B                     | 34.0x          |

# TIME TO HIT THE MARKET?

## Age at IPO (Years) vs. Company

--- Mag7 Median (5.9 Years)




Source: Company S-1 Filings

**TECH INDUSTRY**

**EVERYONE ELSE**

**DISTRIBUTION**

**AI**



# 99.7% BEZAHLEN NICHT FÜR KI


*16% use free chatbots.*

*One in 2.500 has used coding.*

*7 billion never used any AI.*

Each dot is ~3.2 million people

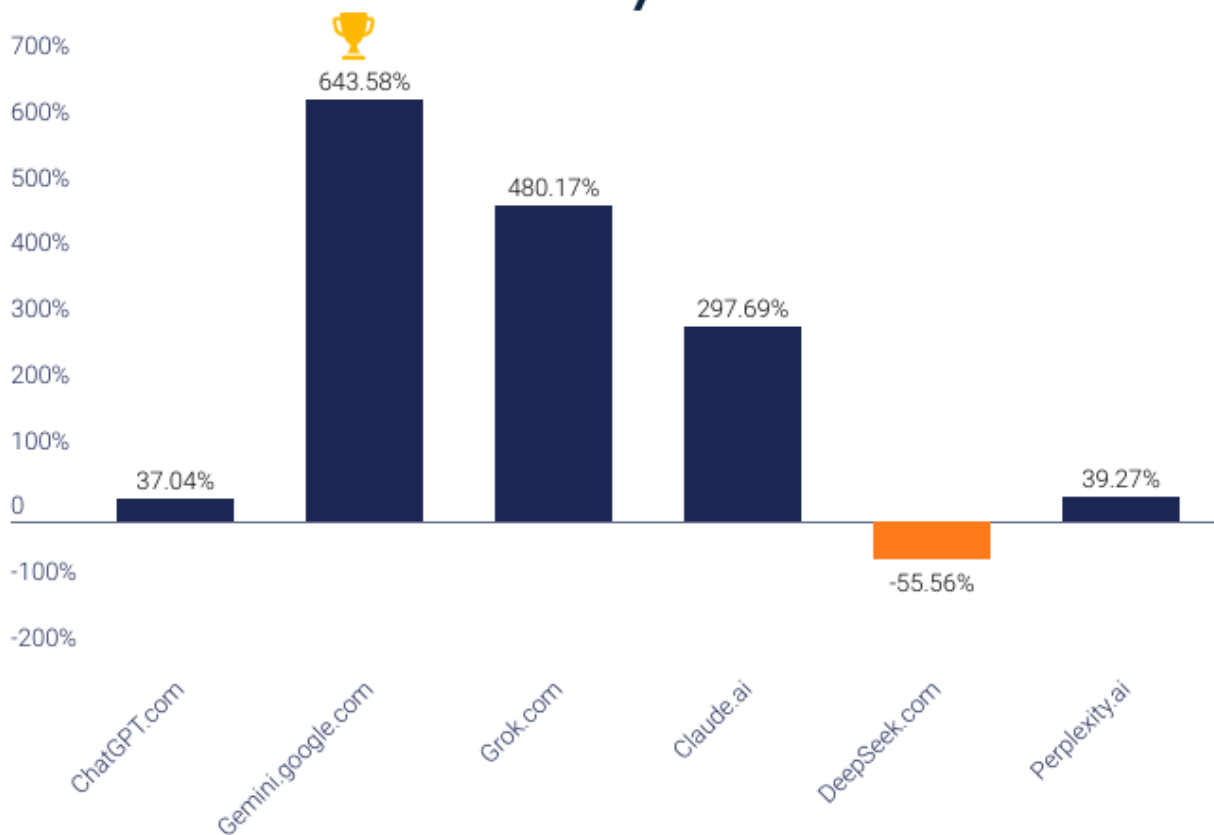
2,500 dots = 8.1 billion humans. Color = most advanced AI interaction, Feb 2026.



|   |   |
|---|---|
| ■ Never used AI · ~6.8B (84%)           | ■ Free chatbot user · ~1.3B (16%)       |
| ■ Pays \$20/mo for AI · ~15-25M (~0.3%) | ■ Uses coding scaffold · ~2-5M (~0.04%) |

# GEMINI WAR DER GEWINNER VON 2025

## YoY growth rate of leading Gen AI websites – February 2026

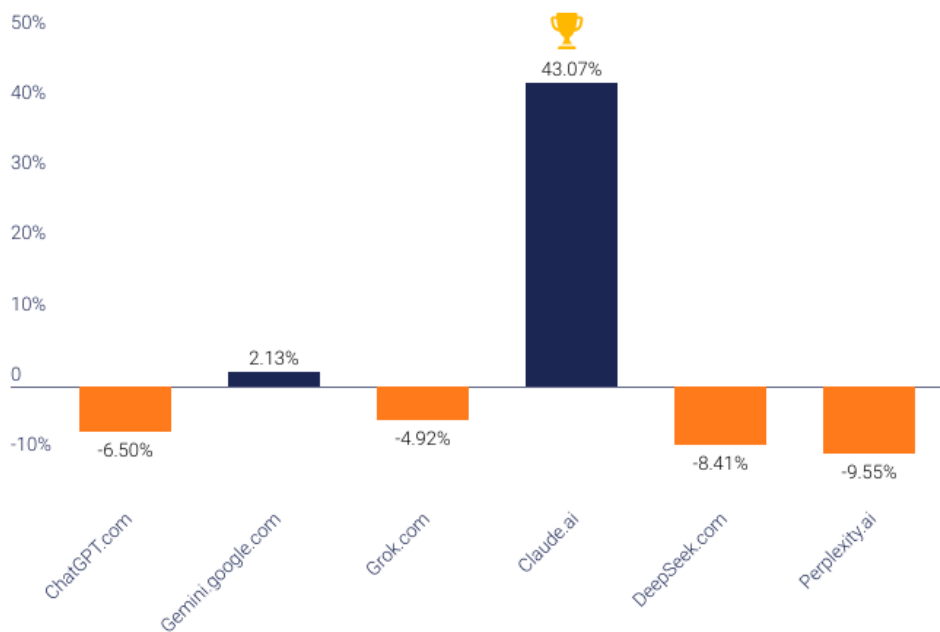


Total Visits | Worldwide | All Traffic | February 2026 vs. February 2025



# CLAUDE OUTPERFORMT DERZEIT IN 2026

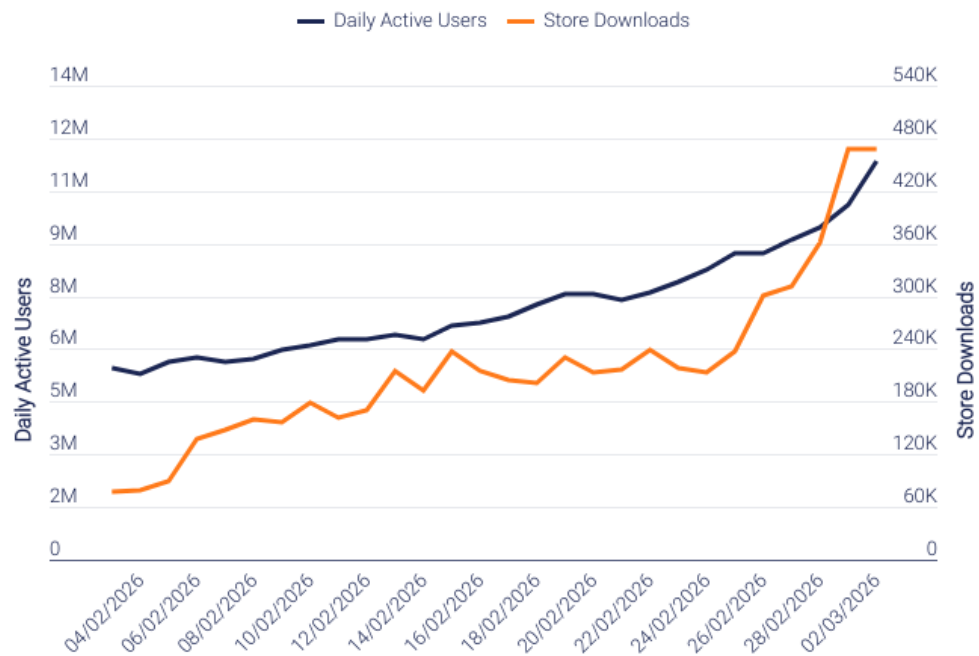
## MoM growth rate of leading Gen AI websites – February 2026



Total Visits | Worldwide | All Traffic | February 2026 vs. January 2026



## Claude App: DAUs and Store Downloads (Last 28 Days)

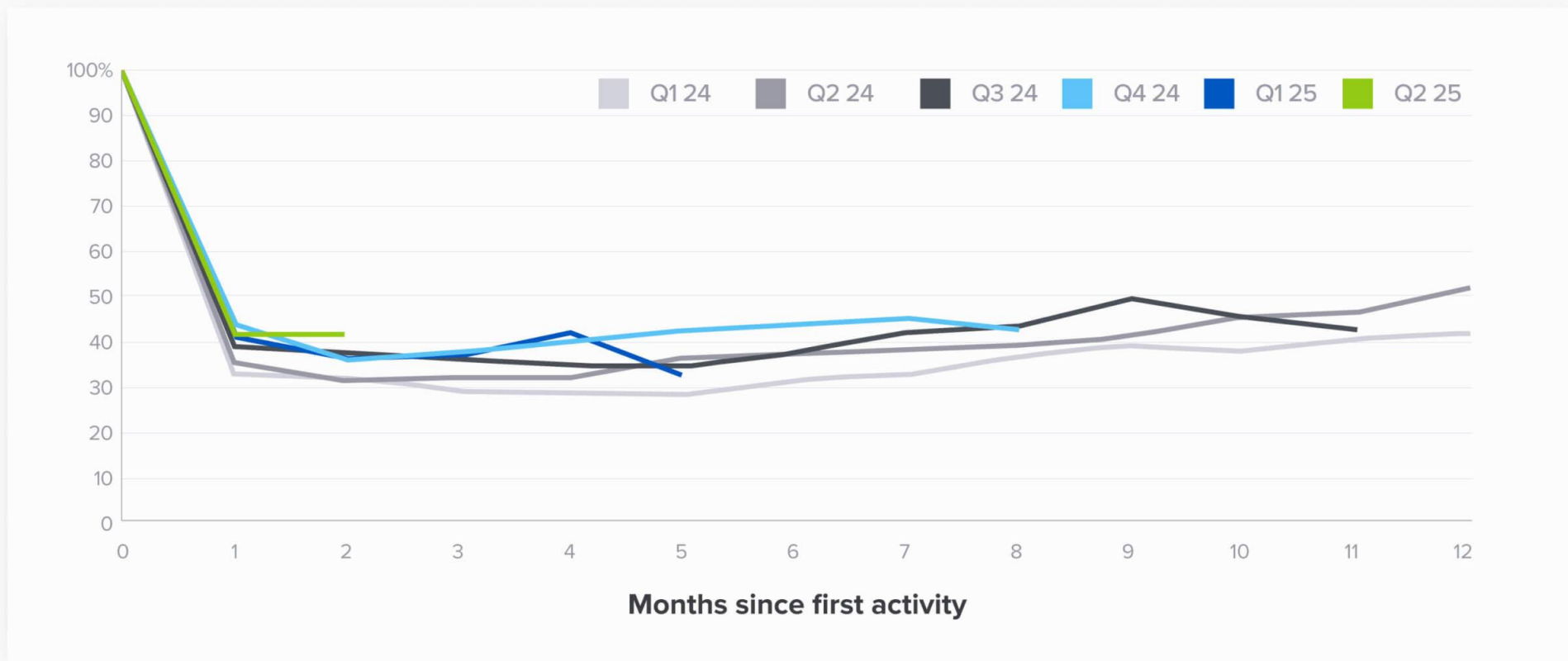


iPhone & Android | Worldwide



# RETENTION IS ALL YOU NEED

## ChatGPT monthly usage retention (monthly web activity)

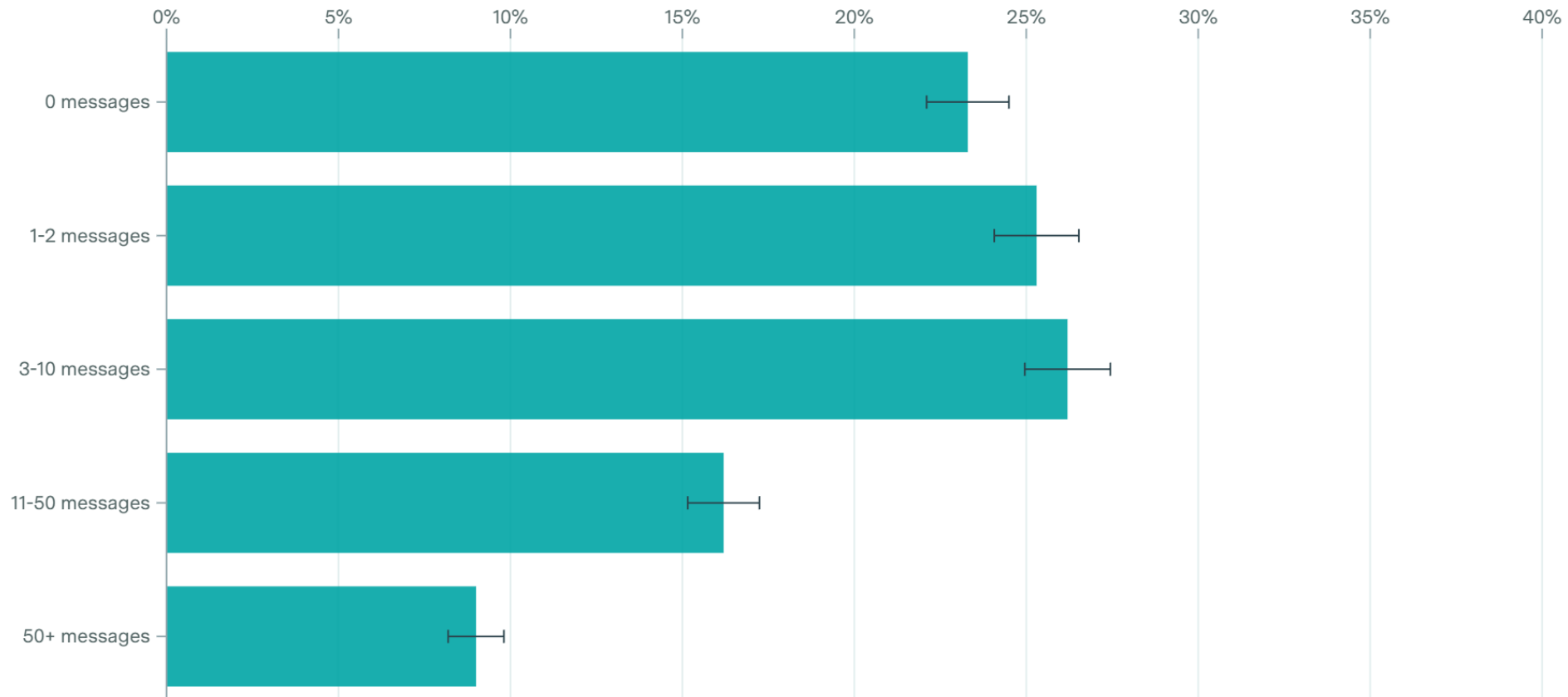


Source: Yipit Data, a16z analysis.

# 75% SENDEN WENIGER ALS 10 NACHRICHTEN

How many times did you send a message to an AI chatbot over the last 7 days?

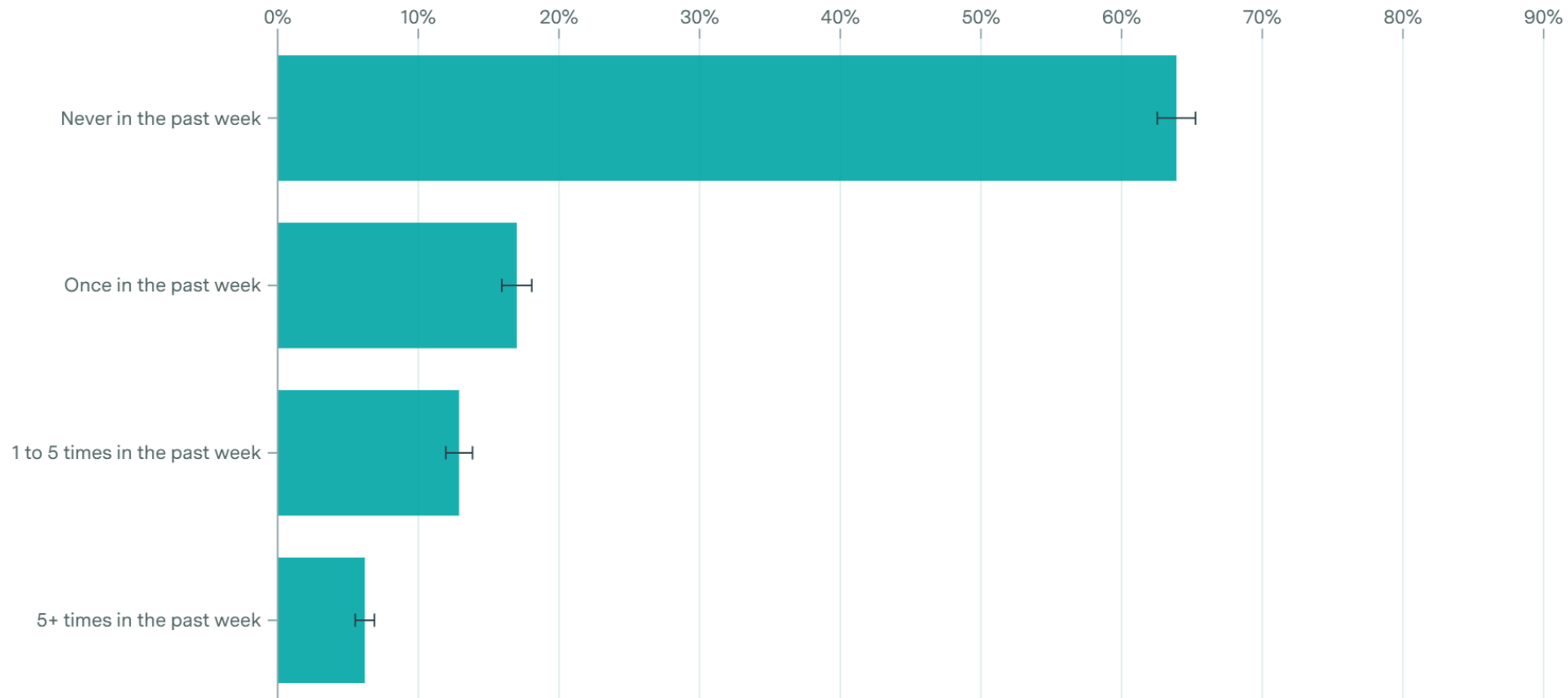
Registered voters



# DEEP THINKING – NOT AT ALL!

How often over the past week did a model spend longer than 1 minute thinking before answering?

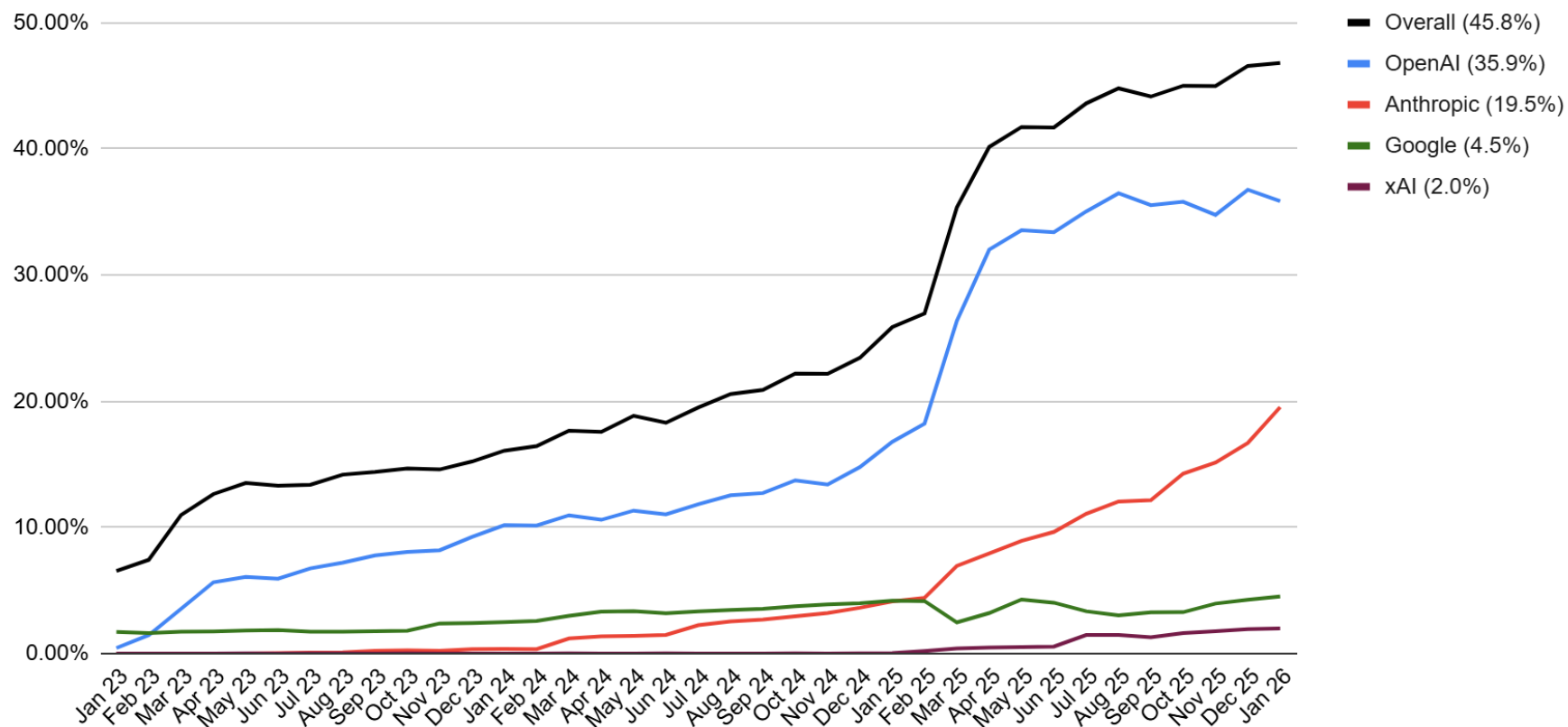
Registered voters



# B2B ADOPTION

## AI Adoption Index (B2B U.S.)

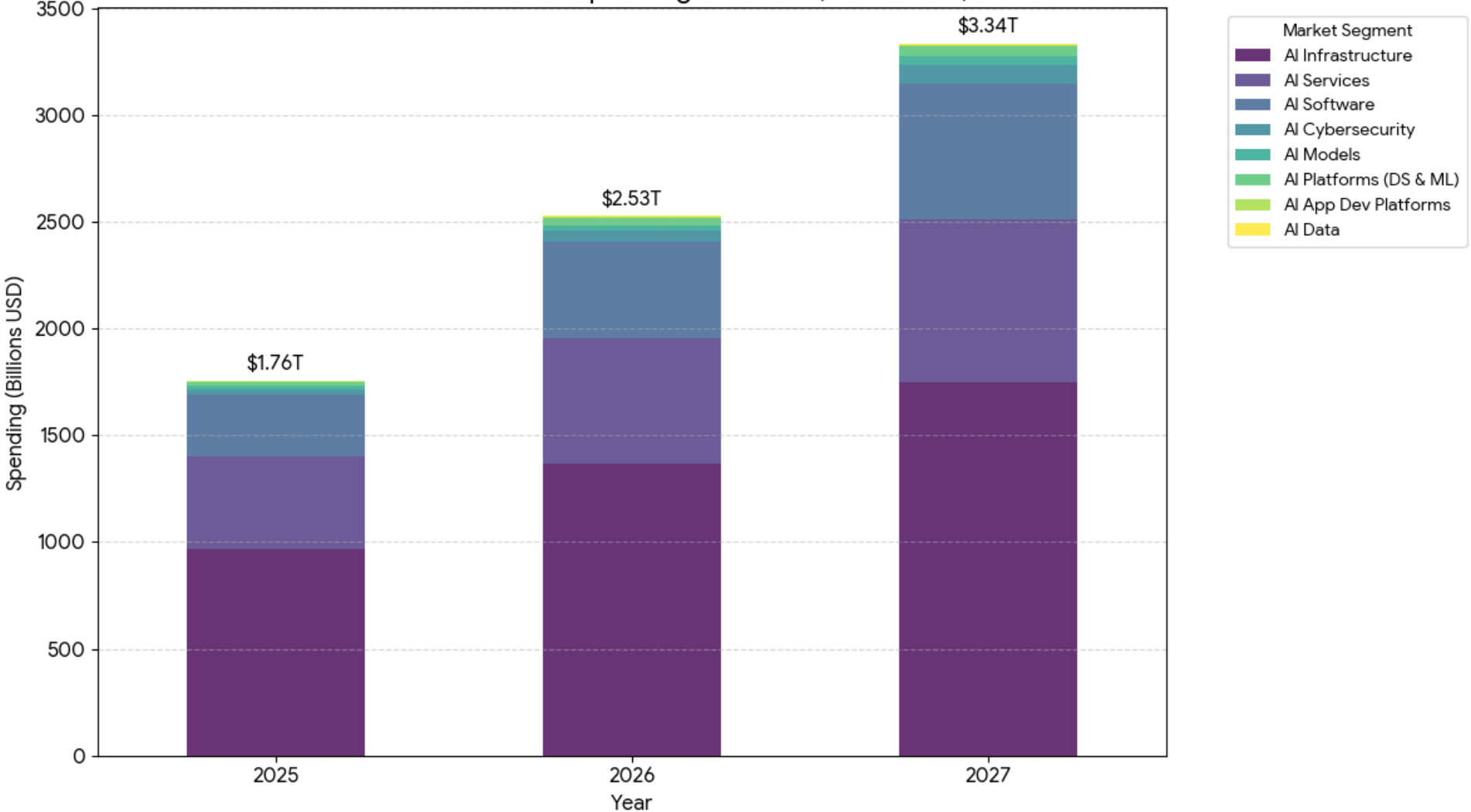
Share of U.S. businesses with paid subscriptions to AI models, platforms, and tools



Source: Ramp

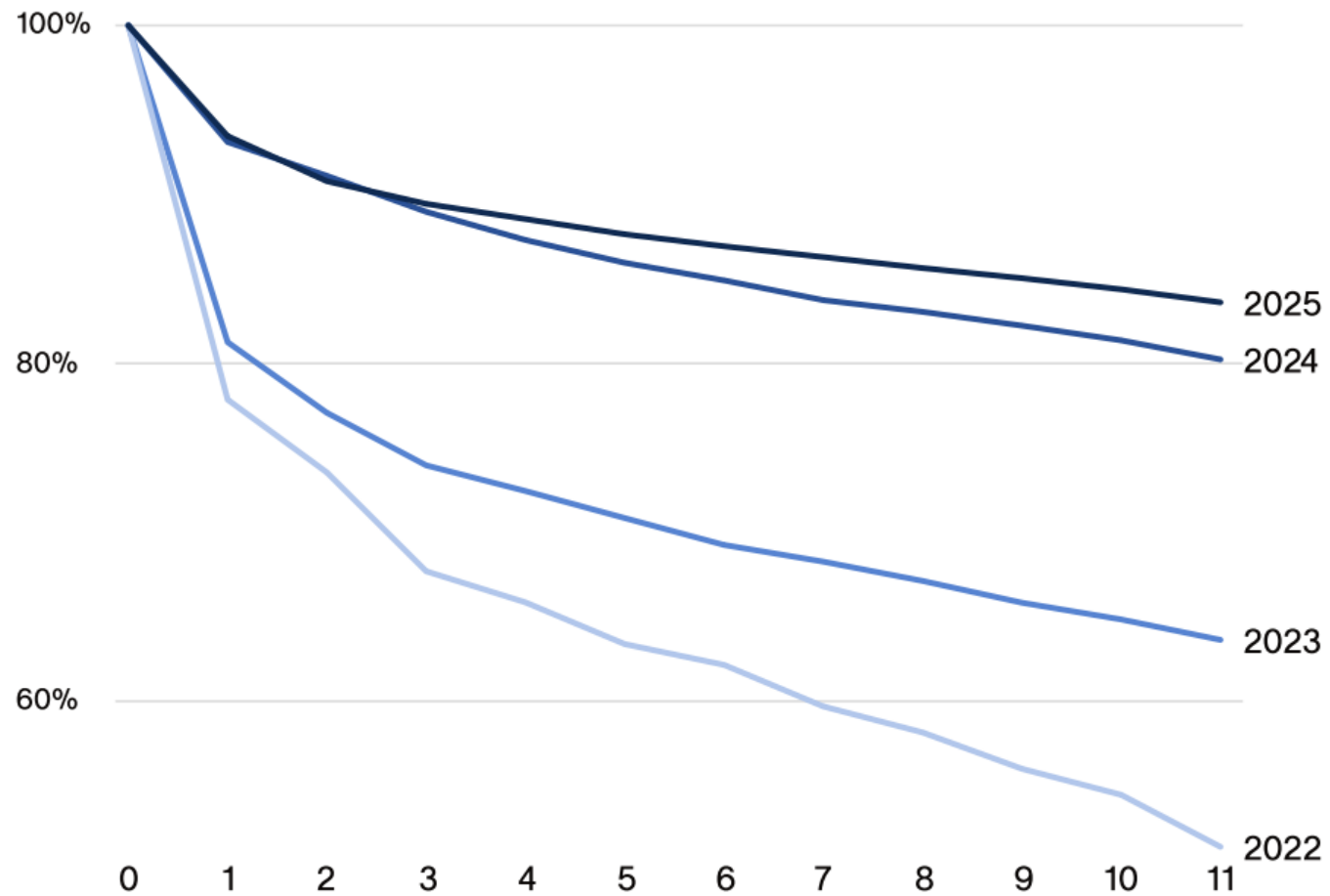
# AI SPENDING TO HIT \$3.3T NEXT YEAR

Gartner Worldwide AI Spending Forecast (2025-2027)



# AI B2B RETENTION

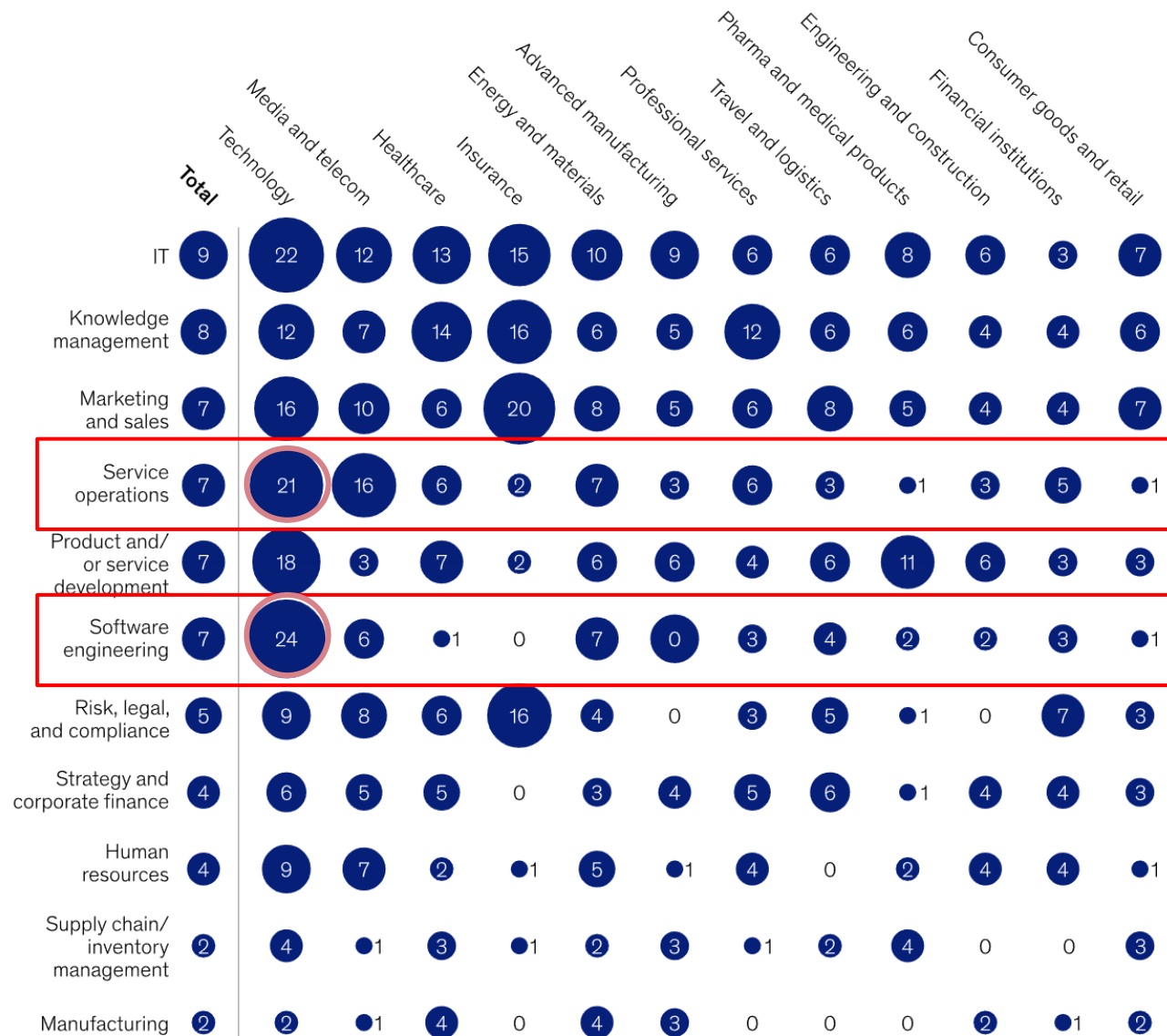
*Share of businesses still subscribed to AI products or services after 12 months*



# AGENTIC FUTURE ISN'T EVENLY DISTRIBUTED

Source:  
McKinsey

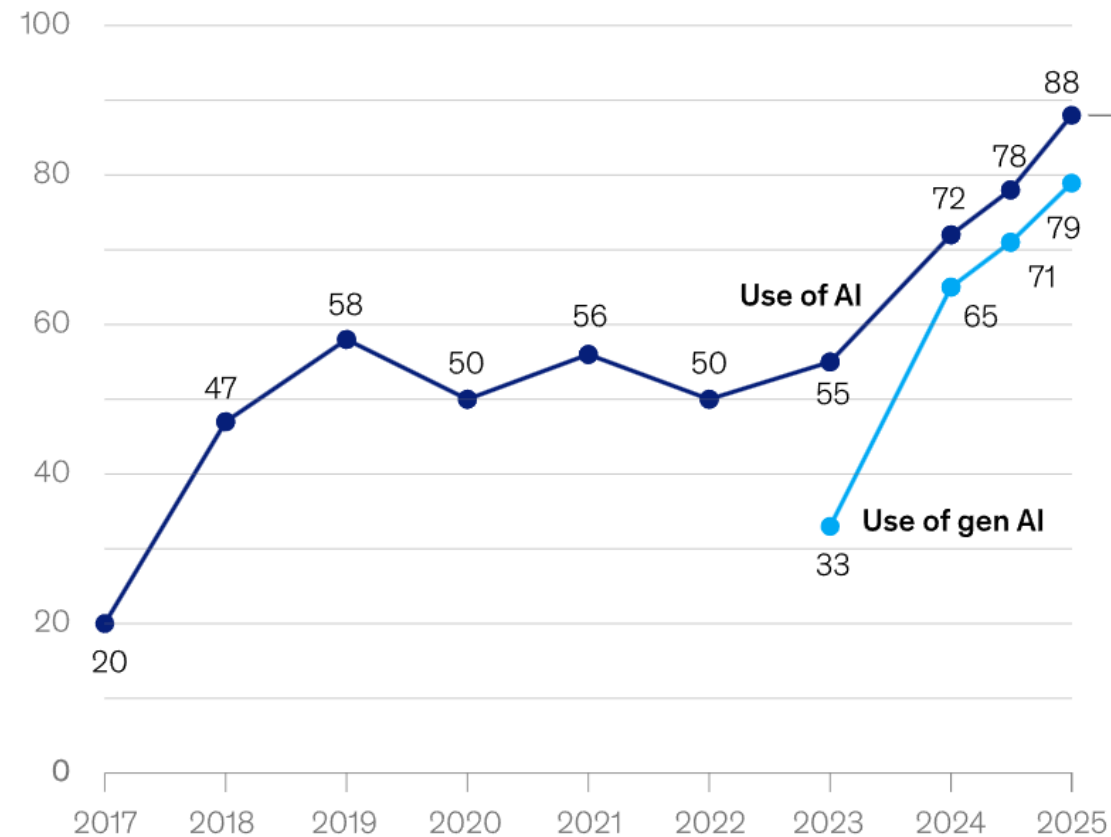
AI agent use that has reached the scaling phase,<sup>1</sup> by industry and business function, % of respondents



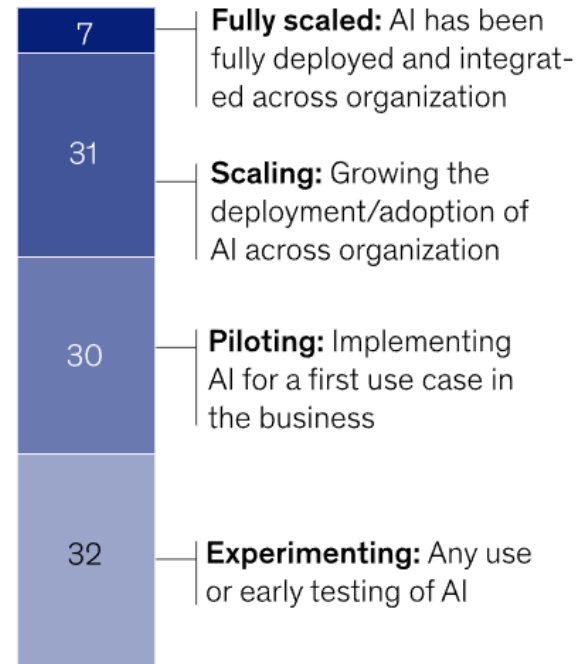
# B2B ADOPTION: MORE PILOTS THAN LUFTHANSA

Use of AI by respondents' organizations, % of respondents

Organizations that use AI in at least 1 business function<sup>1</sup>



Phase of AI use among organizations using AI in 2025



# NUR JEDER 5 HAT KI-ZUGANG IM JOB

## Does your job provide you with access to an AI chatbot?

For example, a chatbot such as (but not limited to!) ChatGPT, Microsoft Copilot.

Color by

Overall

Age

Gender

College/No College

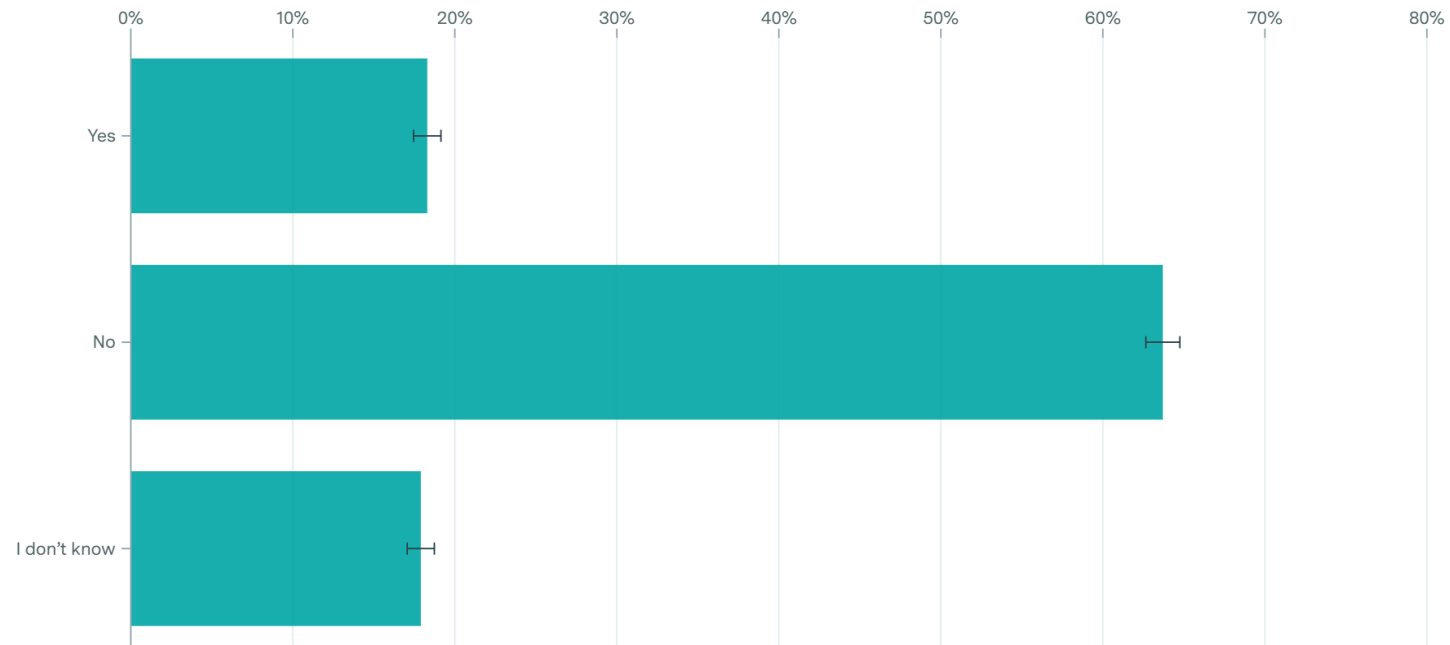
Income three-way

Generation

Race

Occupation Category

Registered voters



# FÜNF THESEN






**AI for the rest of us**





# The Next AppStore



# „SICHERE“ APPLE INTELLIGENCE

*A privacy first AI cloud could be Apple's next USD 50bn business*



Was hier läuft...



Muss hier laufen...



Und was da läuft, muss hier laufen.  
*(Damit es „sicher“ ist)*

# ODER WARUM BAUT APPLE DATACENTER-CHIPS?

## THE WALL STREET JOURNAL.

Philipp Kloeckner ▾

English Edition ▾ | Print Edition | Video | Audio | Latest Headlines | More ▾

Latest World Business U.S. Politics Economy **Tech** Markets & Finance Opinion Arts Lifestyle Real Estate Personal Finance Health Style Sports 🔍



EXCLUSIVE

### Apple Is Developing AI Chips for Data Centers, Seeking Edge in Arms Race

The company is leaning on its long history of chip development in the effort, code-named Project ACDC

**OMKMS**

PHILIPP  
KLOECKNER



Google

**IST GOOGLE TOAST?**

AI EFFECT

# OpenAI's ChatGPT to hit 700 million weekly users, up 4x from last year

PUBLISHED MON, AUG 4 2025-11:00 AM EDT | UPDATED MON, AUG 4 2025-2:46 PM EDT



SHARE

## KEY POINTS

- ChatGPT is set to hit 700 million weekly active users, with usage growing 4X year over year.
- OpenAI now counts five million paying business users, up from three million in June, as enterprises and educators embrace artificial intelligence tools.
- The milestone follows news last week that OpenAI secured \$8.3 billion from top investors, including Dragoneer Investment Group, Andreessen Horowitz and Sequoia Capital.

## RELATED



OpenAI's spending spree is powering the tech industry. Oracle is the latest winner



AI skills are in high demand — and employers are willing to pay a premium for them



Oracle stock gains 36% to post best day since 1992, adding \$244 billion in value



China's Unitree heats up humanoid robot race as IPO valuation reportedly hits \$7 billion




Nvidia, Broadcom, TSMC, other AI names rally on Oracle's massive growth projections




# ECHTE KI BURGGRÄBEN

*LLMs werden commoditised*



## LLMs

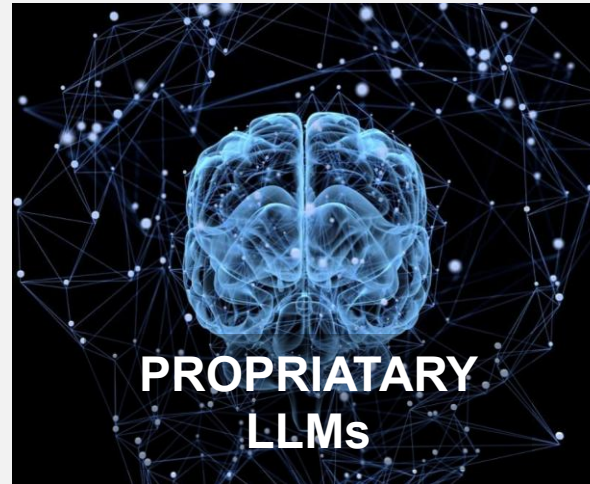
- Constant Race (Convergence)
- Limited by Hardware
- Open Source catches up



Who owns this might be „The Last Monopolist/Oligopolist“.

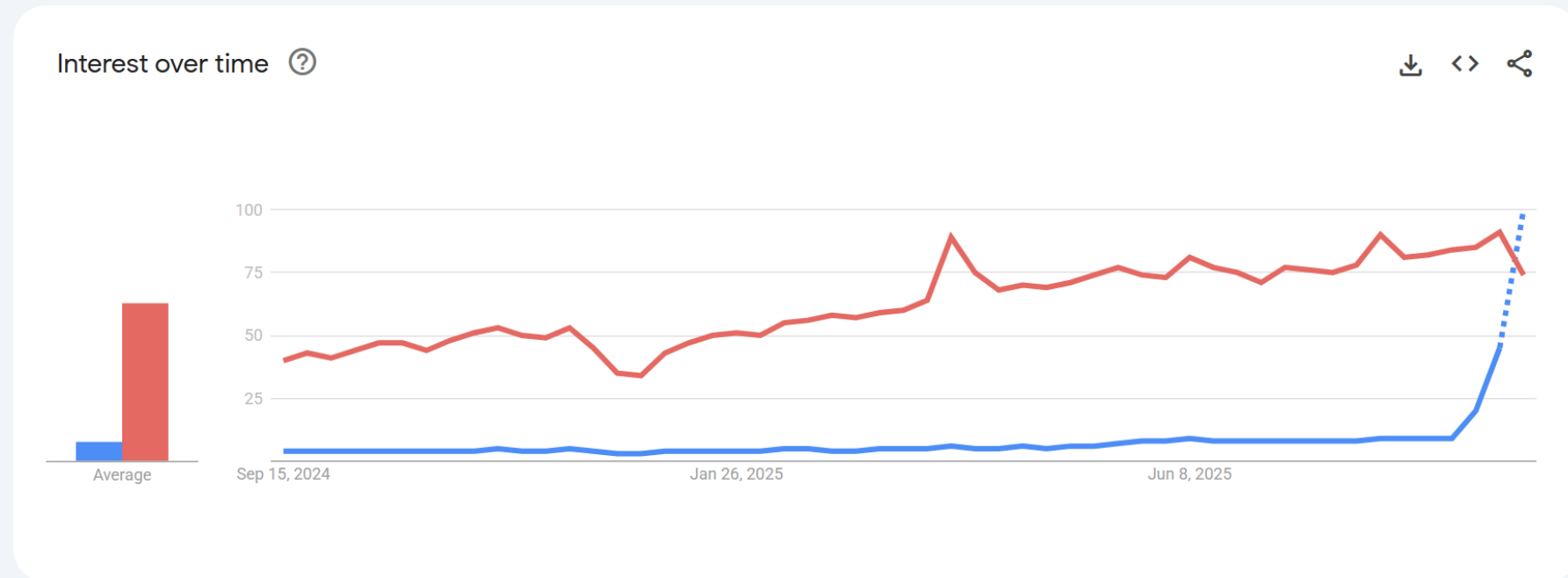
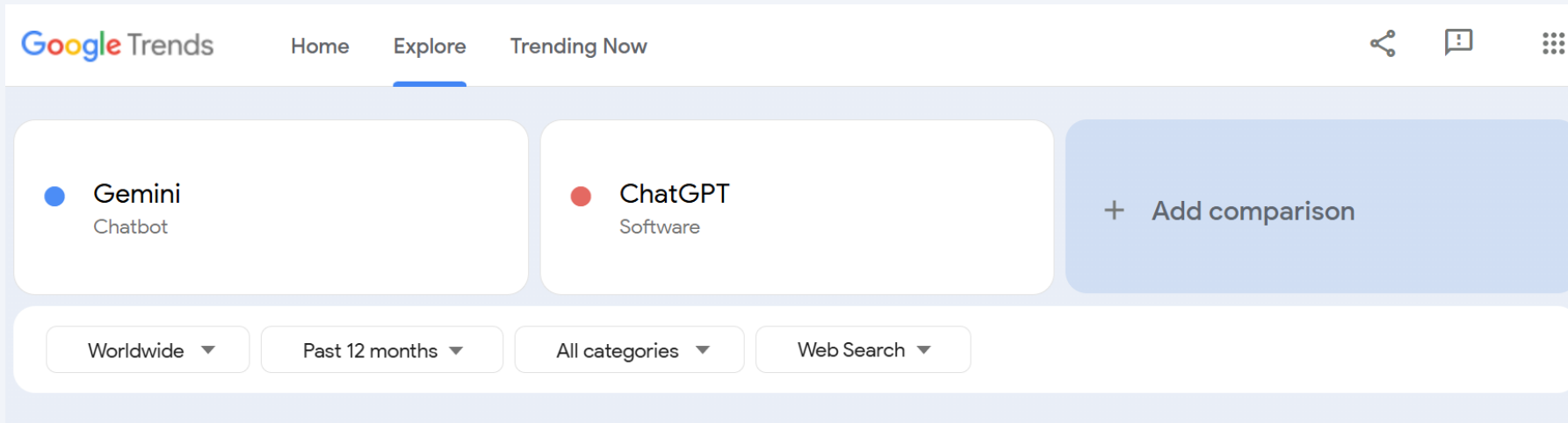
# ECHTE KI BURGGRÄBEN

*LLMs werden commoditised*



Who owns this might be „The Last Monopolist/Oligopolist“.

# WETTE NIE GEGEN GOOGLE UND GEMINI

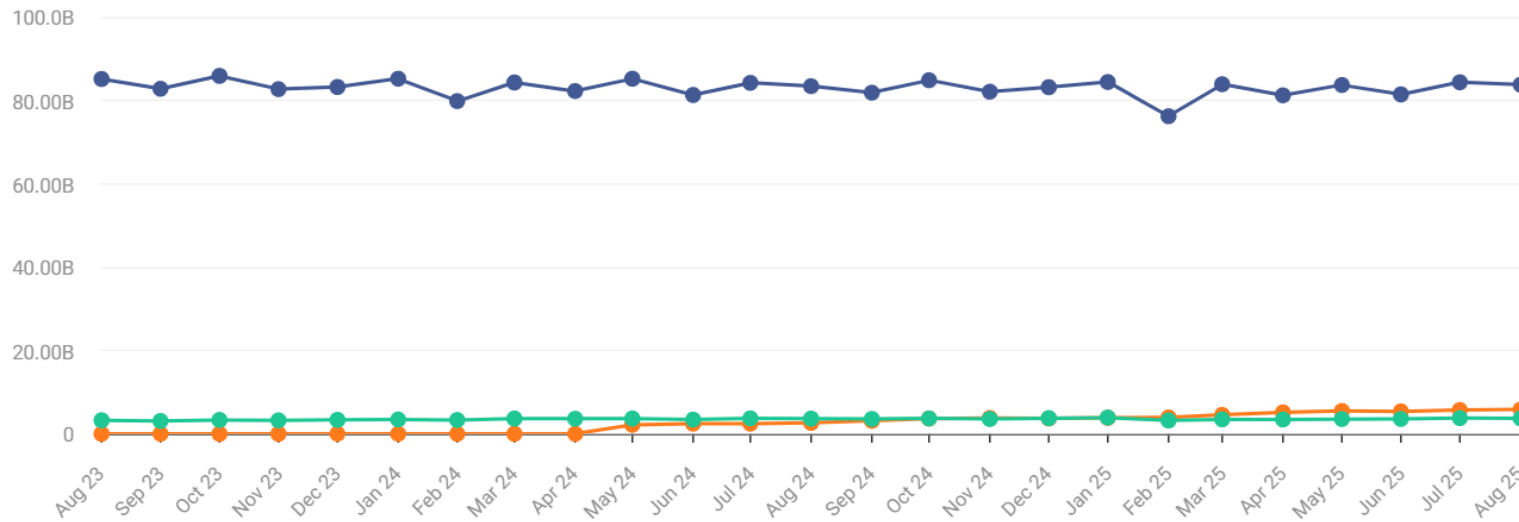


## Visits over time ⓘ

Aug 2023 - Aug 2025 🌐 Worldwide 📄 All traffic

D W **M** 🔗








google.com **2.078T**  chatgpt.com **63.86B**  bing.com **87.75B**



# GOOGLE.COM WEBTRAFFIC

Source:  
SimilarWeb

## Engagement ⓘ

| Metric   | ● google.com      | ● chatgpt.com | ● bing.com |
|--|-------------------|---------------|------------|
|  Monthly visits           | <b>83.15B</b> 🏆   | 2.554B        | 3.510B     |
|  Monthly unique visitors  | <b>3.191B</b> 🏆   | 219.0M        | 202.5M     |
|  Visits / Unique visitors | <b>26.06</b> 🏆    | 11.66         | 17.33      |
|  Deduplicated audience    | <b>2.510B</b> 🏆   | 162.7M        | 148.5M     |
|  Visit duration           | <b>00:10:45</b> 🏆 | 00:06:41      | 00:07:40   |
|  Pages per visit          | <b>8.36</b> 🏆     | 3.87          | 5.91       |
|  Bounce rate            | <b>28.02%</b> 🏆   | 33.32%        | 36.36%     |
|  Page Views             | <b>695.3B</b> 🏆   | 9.881B        | 20.72B     |

...AND  
**ENGAGEMENT**

Source:  
SimilarWeb

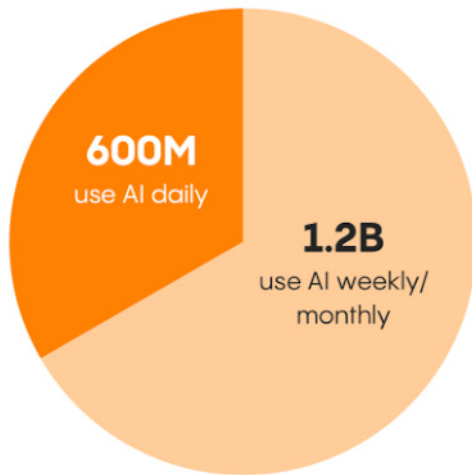
# OPEN AI HAS 800M USERS, BUT...

## Frequency of Consumer AI Use

Weekly/monthly users   Daily users

**1.8B**

consumers use AI




## Consumer AI Spend

General AI assistants   Specialized AI tools

**\$12.1B**

spent on AI tools

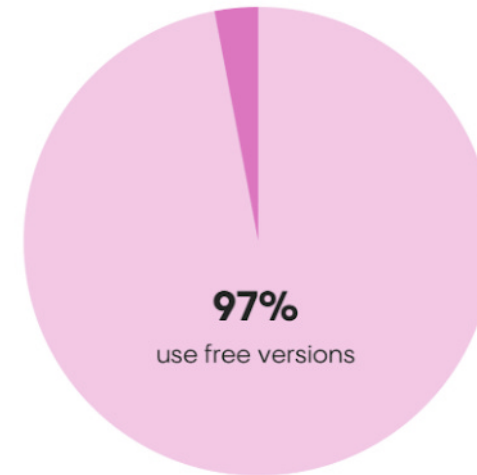


## Free vs. Paid Consumer AI Use

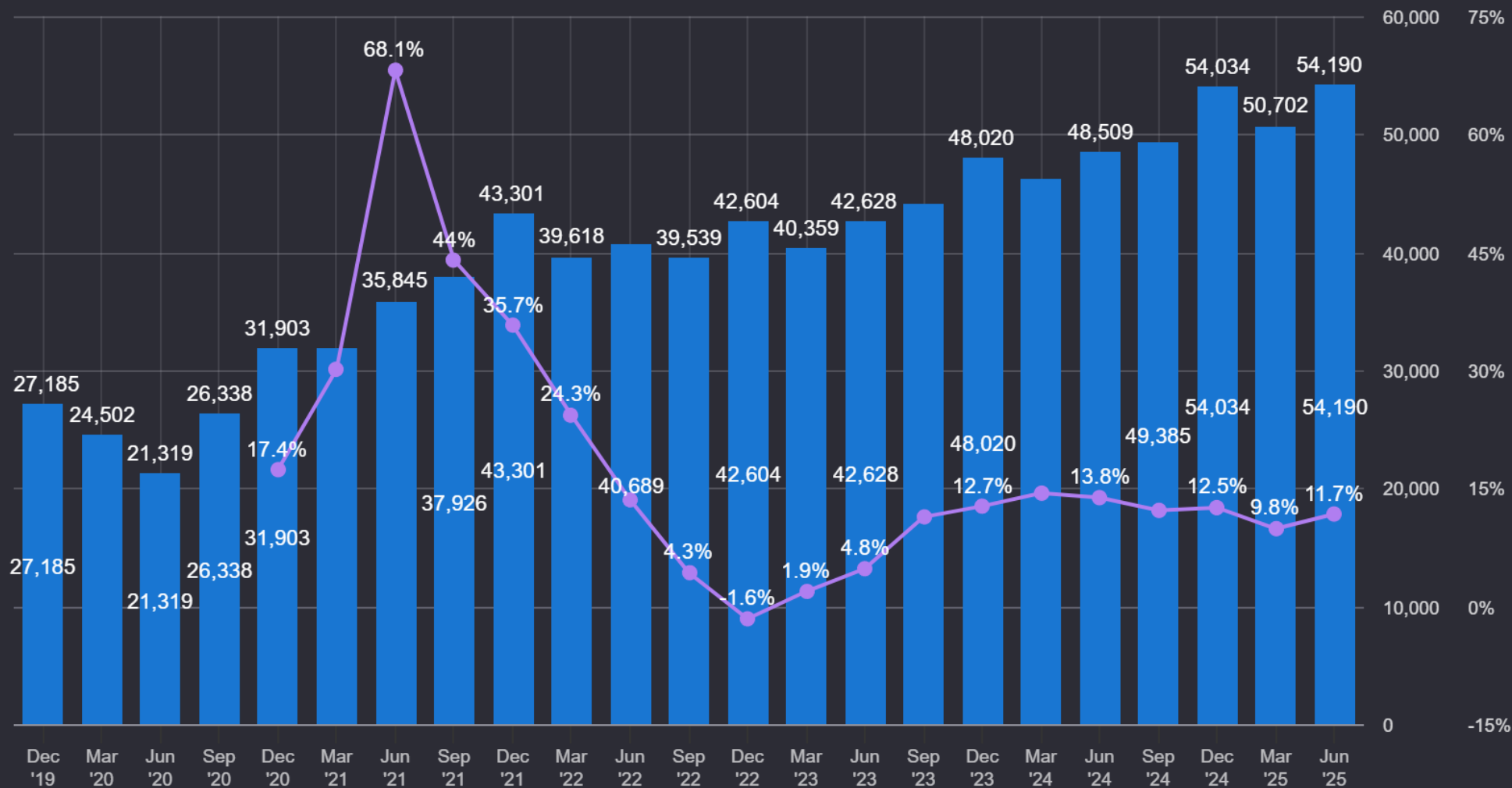
Free users   Paid users

**3%**

pay for AI tools



# Google Search Revenue & Growth Rate



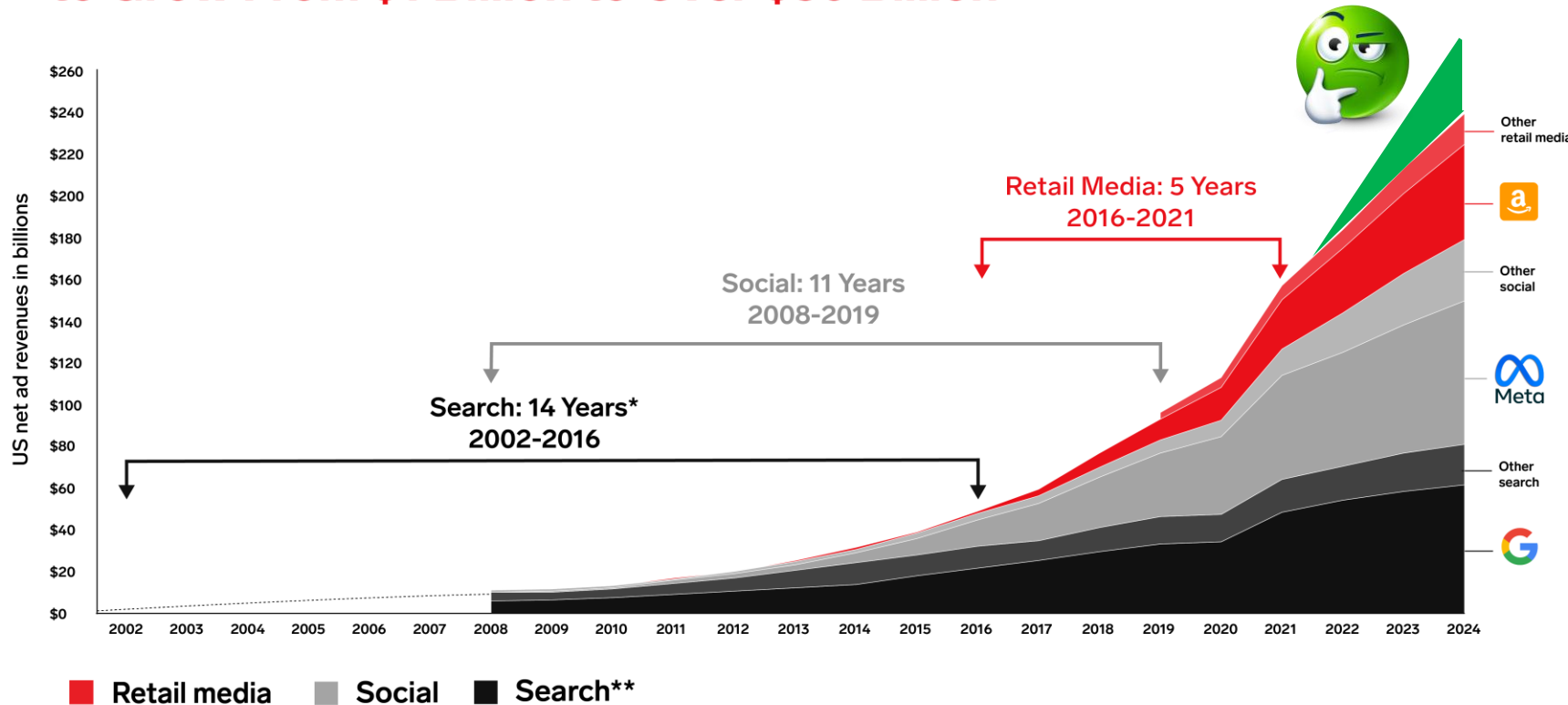
● Google Search and Other Revenue (Quarterly) (Millions) (Total Change: 99.34%) (CAGR: 13.4%)

● Google Search and Other Revenue % Chg. (Quarterly) (%)

# THE FUTURE OF ADVERTISING

# RETAIL MEDIA WÄCHST 4X: WHAT'S NEXT?

Years For Search, Social, and Retail Media Advertising Markets to Grow From \$1 Billion to Over \$30 Billion

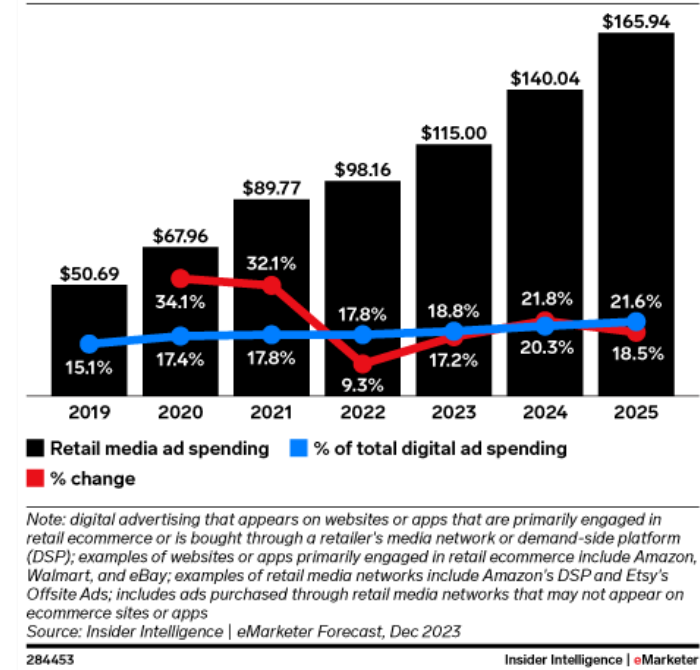


Note: \*Using IAB's estimates of \$900 million in search advertising revenues in 2002. \*\*excludes search ad revenues from retail media advertising

Methodology: Estimates are based on the analysis of various elements related to the ad spending market, including macro-level economic conditions; historical trends of the advertising market; historical trends of each medium in relation to other media; reported revenues from major ad publishers; estimates from other research firms; data from benchmark sources; consumer media consumption trends; consumer device usage trends; and eMarketer interviews with executives at ad agencies, brands, media publishers, and other industry leaders.

Source: eMarketer, Oct 2022

Retail Media Ad Spending Worldwide, 2019-2025  
billions, % change, and % of total digital ad spending



# GEN AI OPTIMISATION?

Attio's Dashboard

Attio Last 7 days All Tags All Models

Export

Quick Actions

Pages

Overview

Prompts

Sources

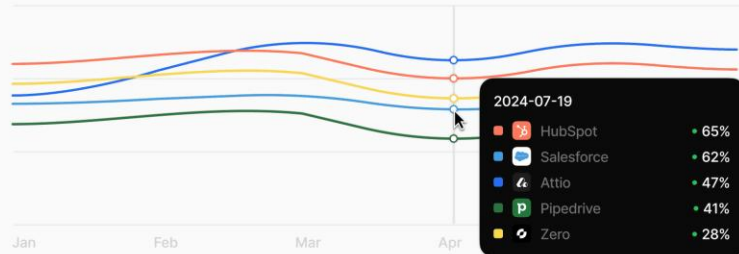
Models

Settings

Overview - Attio's Visibility trending up by 5.2% this month

Visibility: 4/14 Sentiment: 2/14 Position: 5/14

Visibility Sentiment Position



Attio's competitors

Compare Attio with it's competitors

| # | Brand      | Visibility           | Sentiment           | Position               |
|---|------------|----------------------|---------------------|------------------------|
| 1 | HubSpot    | 65%                  | 86                  | # 2.7                  |
| 2 | Salesforce | 62%                  | 62 $\downarrow$ 0.2 | # 2.9 $\downarrow$ 0.1 |
| 3 | Attio      | 47% $\uparrow$ 0.3   | 89                  | # 3.6                  |
| 4 | Pipedrive  | 41% $\downarrow$ 0.3 | 76                  | # 3.9                  |
| 5 | Zero       | 28%                  | 88 $\uparrow$ 0.4   | # 2.3 $\uparrow$ 0.2   |

Domains URLs

| # | Domain        | Type      | Used | Avg. Citations |
|---|---------------|-----------|------|----------------|
| 1 | reddit.com    | UGC       | 32%  | 41%            |
| 2 | techradar.com | Editorial | 43%  | 46%            |
| 3 | wikipedia.org | Reference | 31%  | 40%            |
| 4 | youtube.com   | UGC       | 39%  | 34%            |
| 5 | google.com    | Corporate | 39%  | 34%            |

Domains by Type

Most used domains categorized by type



Recent Chats

Chats that mentioned BMW

Export

Which online platforms provide certificates recognized by employers?  
Many luxury car brands offer highly customizable interio...  
# 6  $\uparrow$   $\uparrow$   $\uparrow$  | 80  $\uparrow$   $\uparrow$   $\uparrow$  1d ago

Which online platforms provide certificates recognized by employers?  
Many luxury car brands offer highly customizable interio...  
# 6  $\uparrow$   $\uparrow$   $\uparrow$  | 80  $\uparrow$   $\uparrow$   $\uparrow$  1d ago

Which online platforms provide certificates recognized by employers?  
Many luxury car brands offer highly customizable interio...  
# 6  $\uparrow$   $\uparrow$   $\uparrow$  | 80  $\uparrow$   $\uparrow$   $\uparrow$  1d ago

Which online platforms provide certificates recognized by employers?  
Many luxury car brands offer highly customizable interio...  
# 6  $\uparrow$   $\uparrow$   $\uparrow$  | 80  $\uparrow$   $\uparrow$   $\uparrow$  1d ago

Which online platforms provide certificates recognized by employers?  
Many luxury car brands offer highly customizable interio...  
# 6  $\uparrow$   $\uparrow$   $\uparrow$  | 80  $\uparrow$   $\uparrow$   $\uparrow$  1d ago

Which online platforms provide certificates recognized by employers?  
Many luxury car brands offer highly customizable interio...  
# 6  $\uparrow$   $\uparrow$   $\uparrow$  | 80  $\uparrow$   $\uparrow$   $\uparrow$  1d ago

Update

Peecc raises \$7M to help companies understand AI sentiment.

Learn more

OMKMS

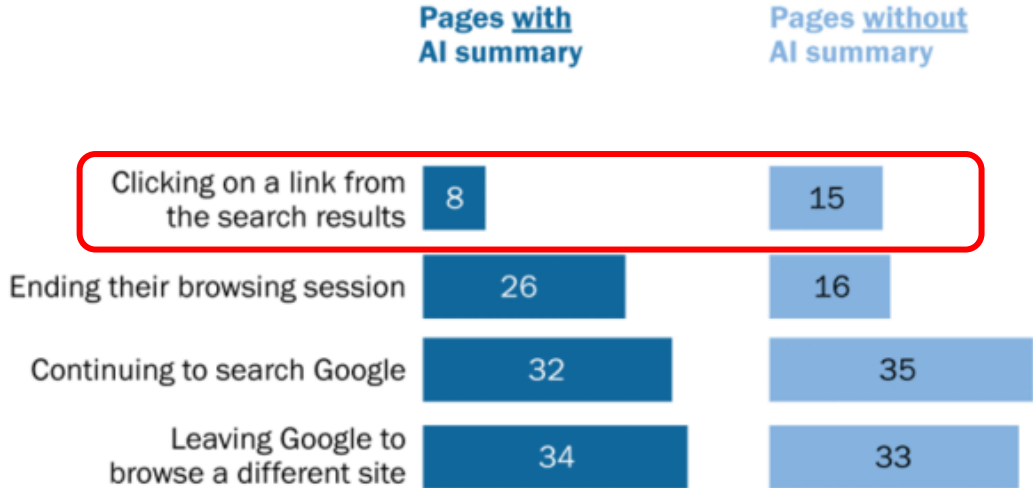
PHILIPP KLOECKNER

56

# AI OVERVIEWS: THE NEW TRAFFIC SOURCE

## Google users are less likely to click on a link when they encounter search pages with AI summaries

% of Google searches in March 2025 that resulted in the user ...



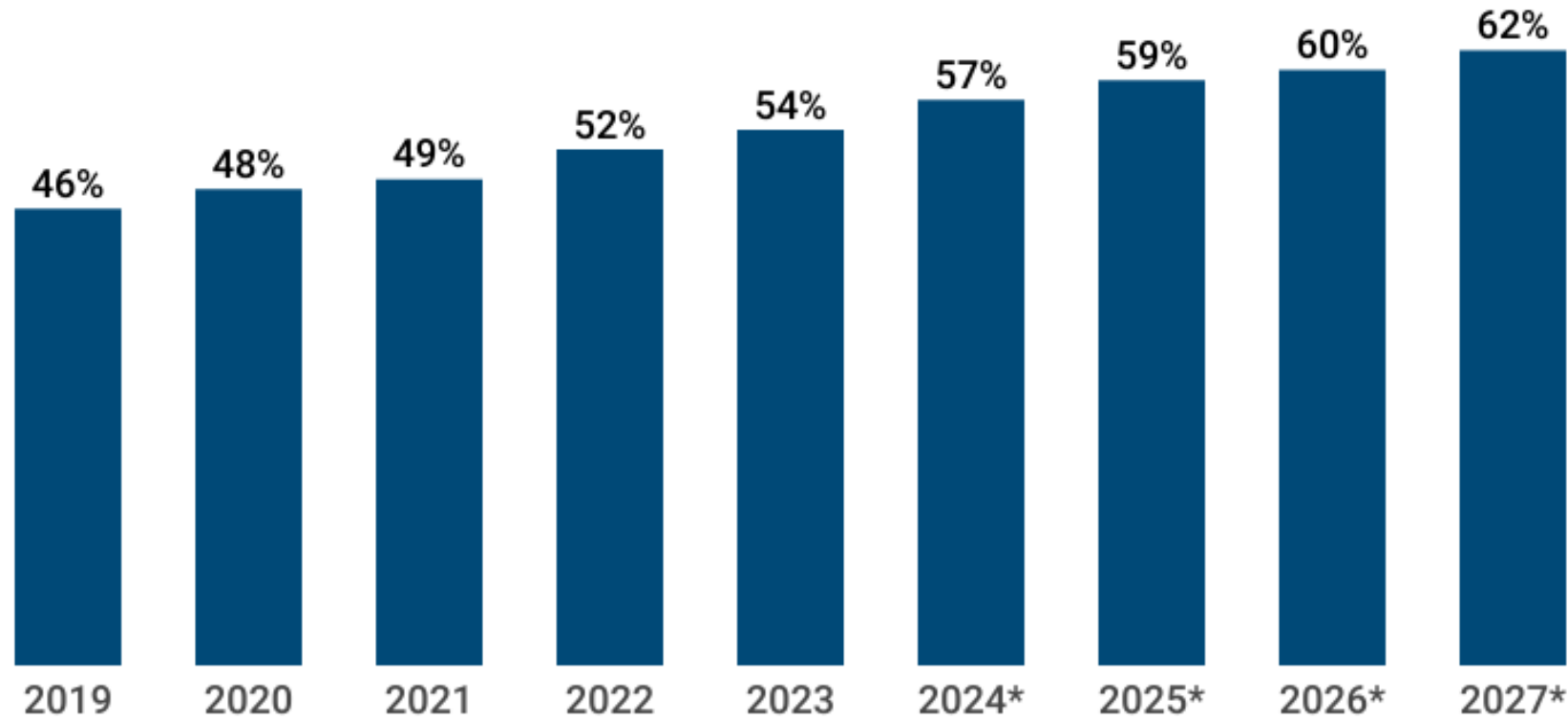
Note: Figures may not add to 100% due to rounding.

Source: Pew Research Center analysis of 68,879 Google searches conducted by 900 U.S. adults from March 1-31, 2025, using a web browser on a desktop, laptop or mobile device. AI Overview text and search result page content were collected April 7-17, 2025.

PEW RESEARCH CENTER

# „MOBILE SHIFT“

## Mobile Share of Global eCommerce Revenue

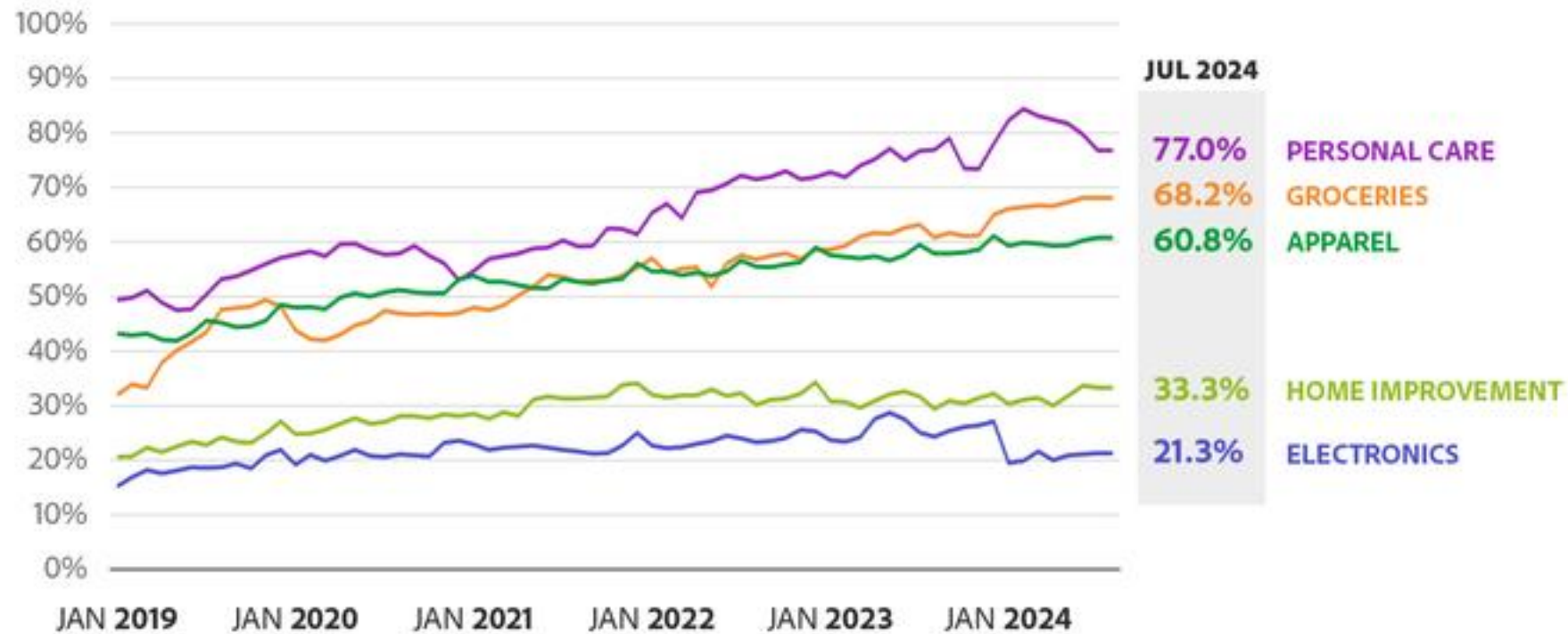


Source: Statista

\*Projected

# „MOBILE SHIFT“

## Mobile Share of Online Sales by Category



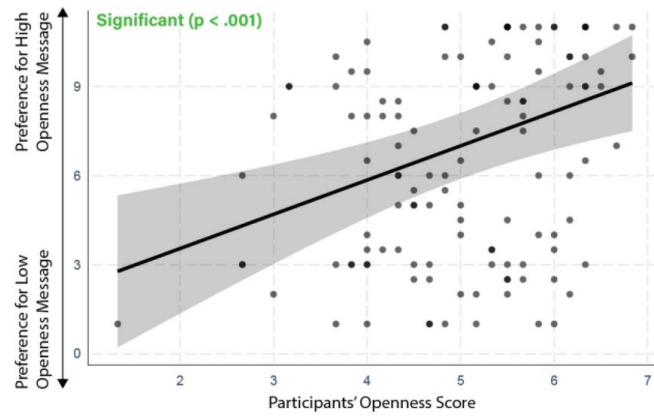
A large, bright, and billowing mushroom cloud from a nuclear explosion dominates the center of the image. The cloud is composed of white and yellowish-white smoke and fire, rising from a dark, flat landscape. The background is a deep, dark red, suggesting a sunset or a fire. The overall tone is ominous and dramatic.

**PERSUASIVE AI ERSETZT TARGETING**

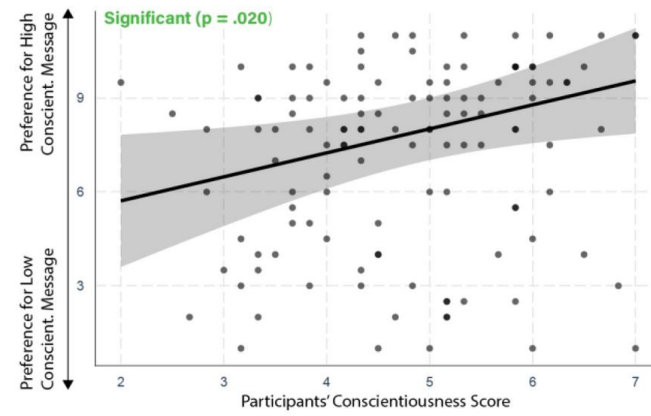
# “THE POTENTIAL OF GENERATIVE AI FOR PERSONALIZED PERSUASION AT SCALE”

Matz et al. 2024

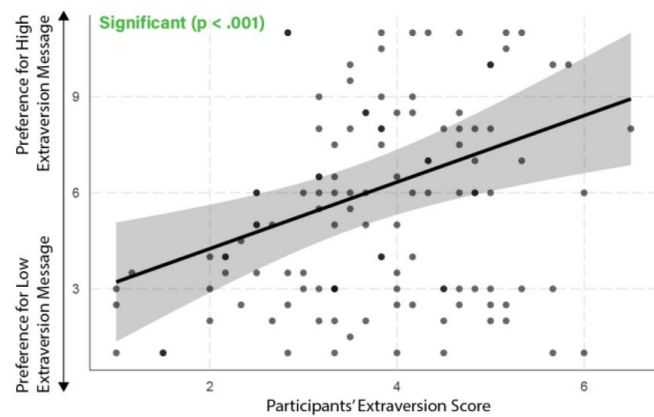
A) Openness



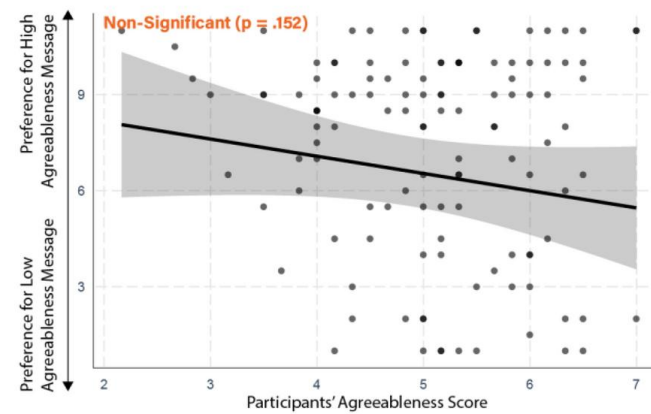
B) Conscientiousness



C) Extraversion

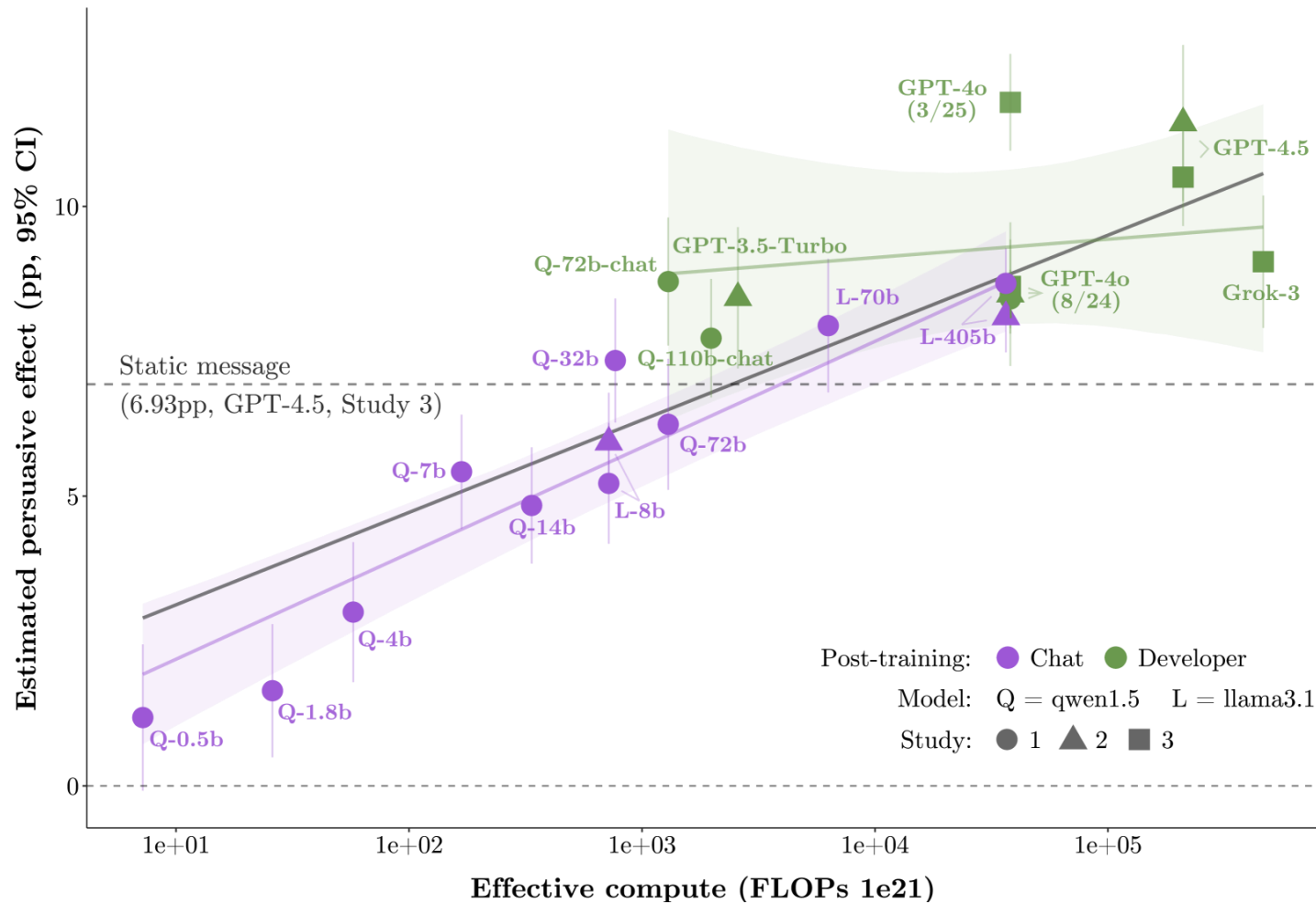


D) Agreeableness



# MODELS WERDEN NOCH ÜBERZEUGENDER MIT RECHENKRAFT

*The Levers of Political Persuasion with Conversational AI*



# PERSUASION KÖNNTE TARGETING IM MARKETING ERSETZEN

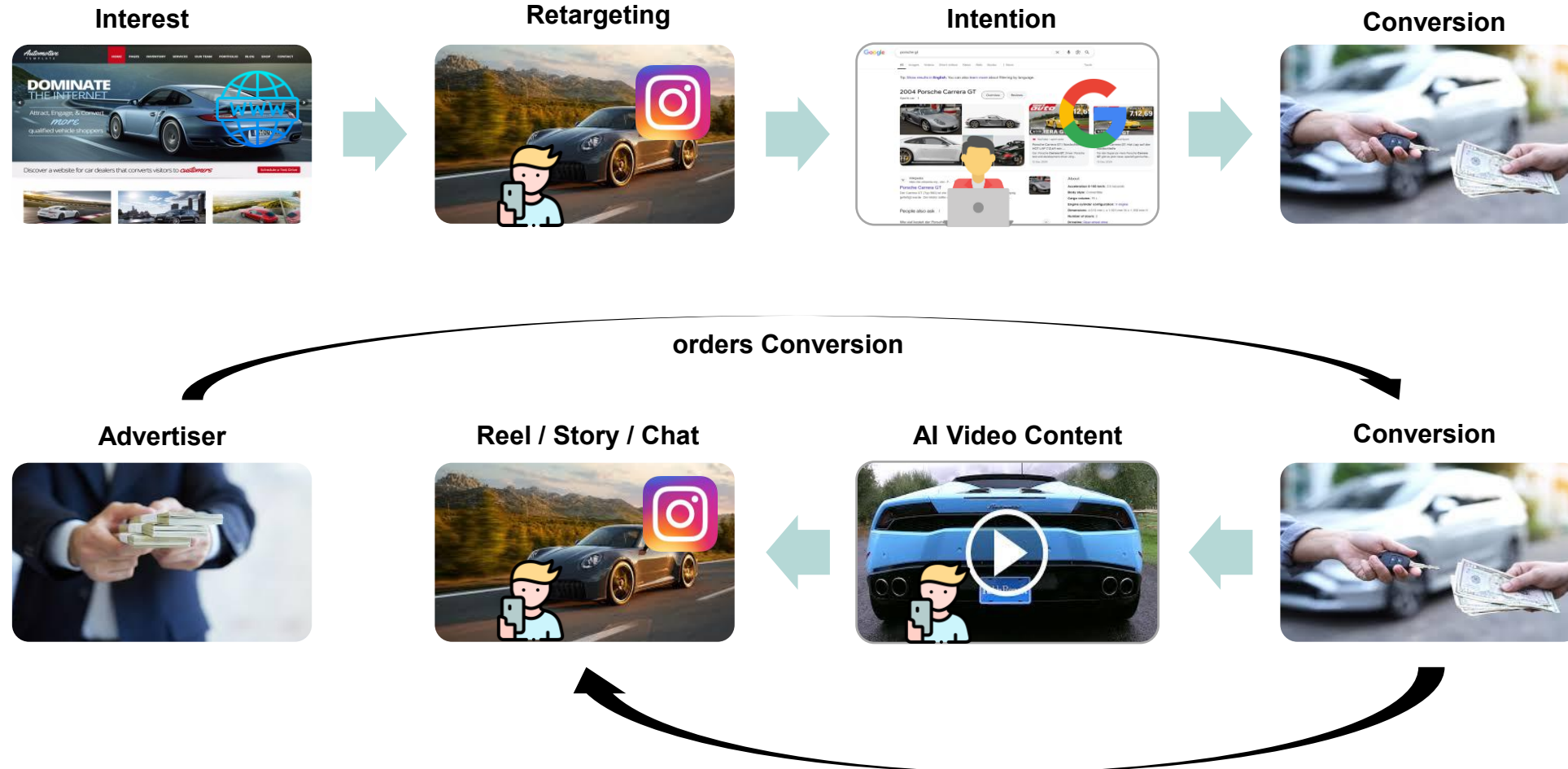
*Conversational AI als ultimativer Push-Marketer*

## Interest



# PERSUASION KÖNNTE TARGETING IM MARKETING ERSETZEN

*Conversational AI als ultimativer Push-Marketer*



Networks starts **Persuasion Campaign** based on user data



## WHAT ABOUT AMAZON?

# BEZOS' MASTERPLAN




World ▾ Business ▾ Markets ▾ Sustainability ▾ More ▾

My News

## Amazon launches first Kuiper internet satellites, taking on Starlink

By Joey Roulette

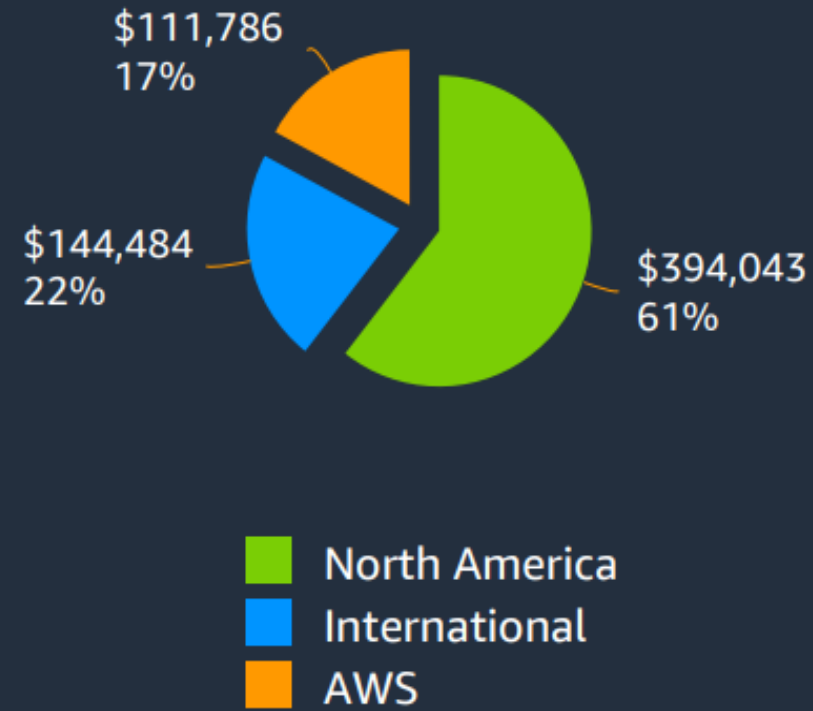
April 29, 2025 2:47 PM GMT+2 · Updated 6 days ago



# Net Sales – TTM <sup>(1)</sup>



### Net Sales - TTM (MM)

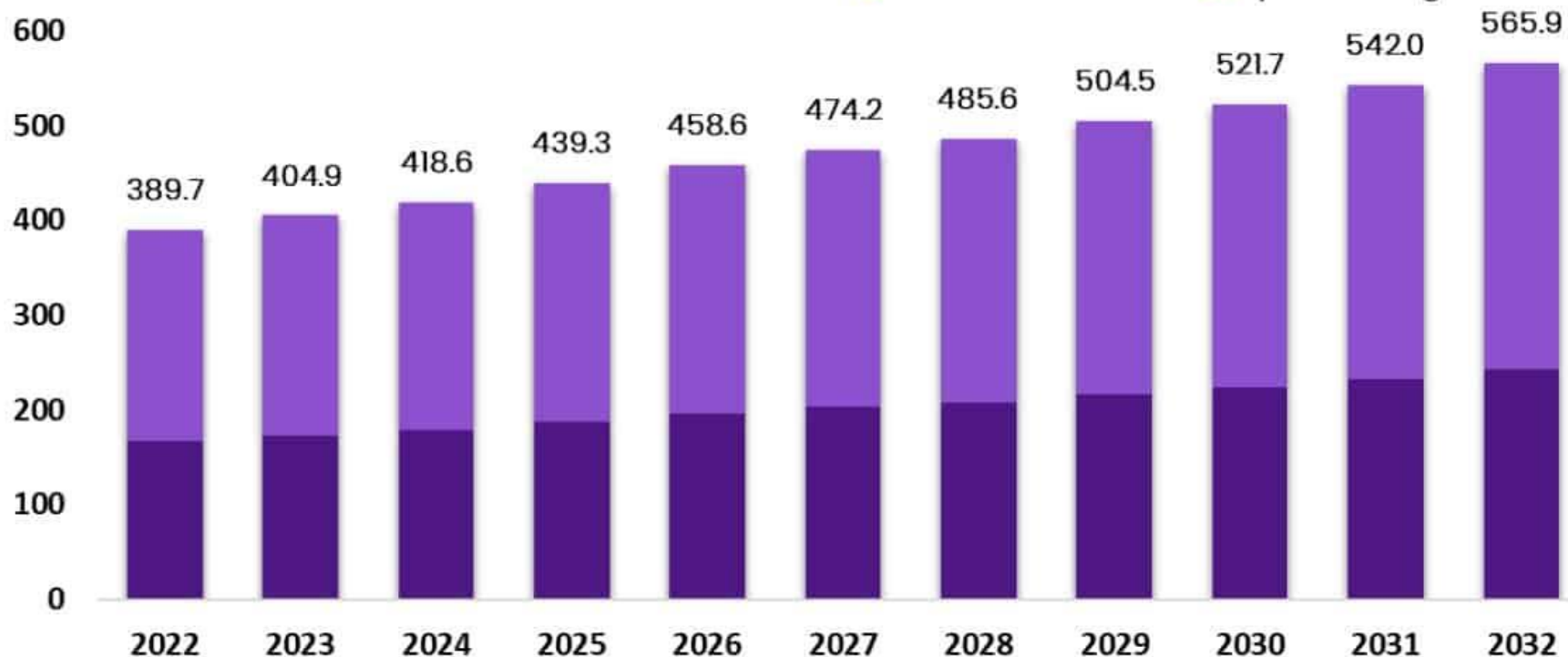


# ISP IST EIN \$450B MARKET

## Global Internet Service Providers (ISP) Market

Size, by Type, 2022-2032 (USD Billion)

■ Installation service ■ System Integration



The Market will Grow  
At the CAGR of:

**3.9%**

The forecasted market  
size for 2032 in USD:

**\$565.9B**

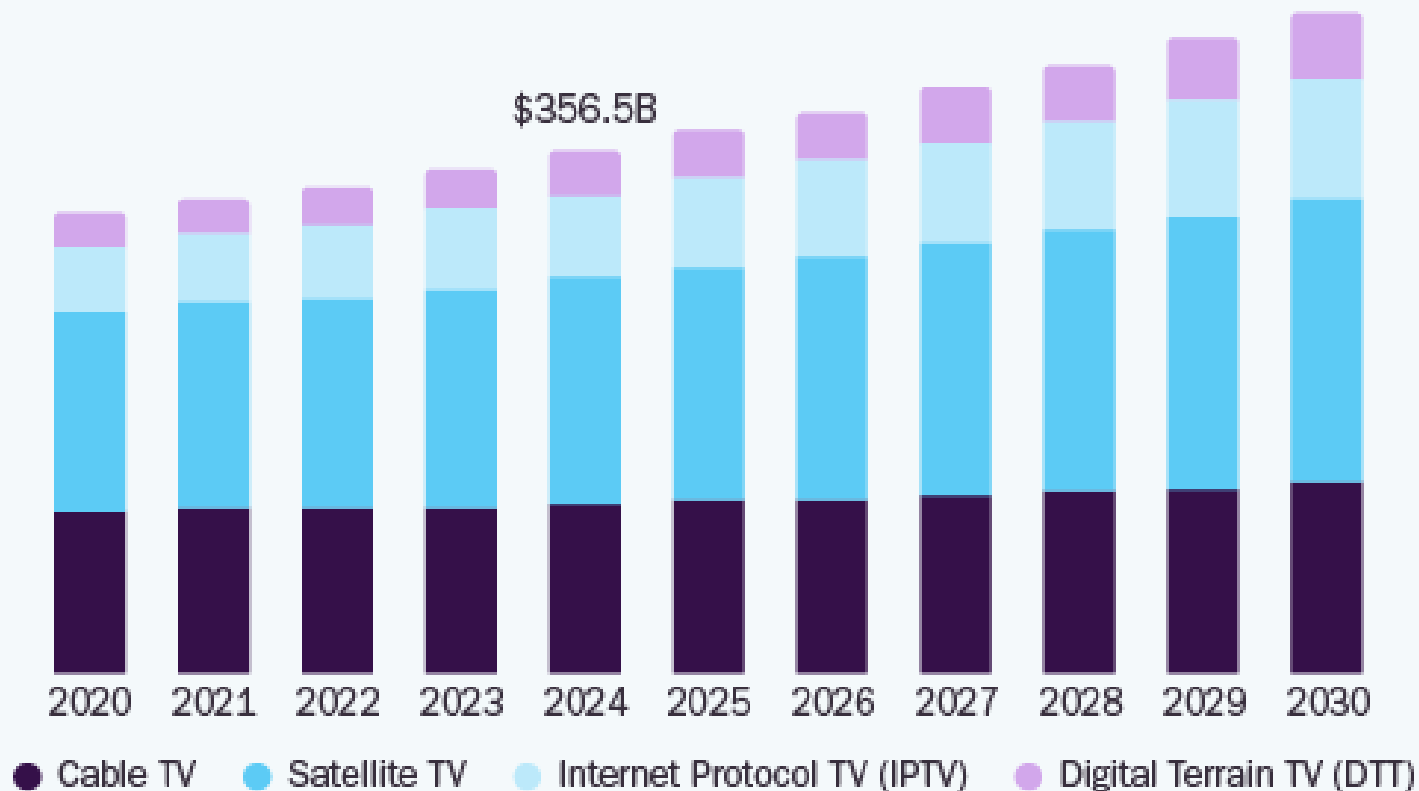
 **market.us**  
ONE STOP SHOP FOR THE REPORTS

**OMKMS**

# CABLE TV IST EIN \$350B BUSINESS

## Broadcasting & Cable TV Market

Size, by Technology, 2020 - 2030 (USD Billion)



**4.0%**

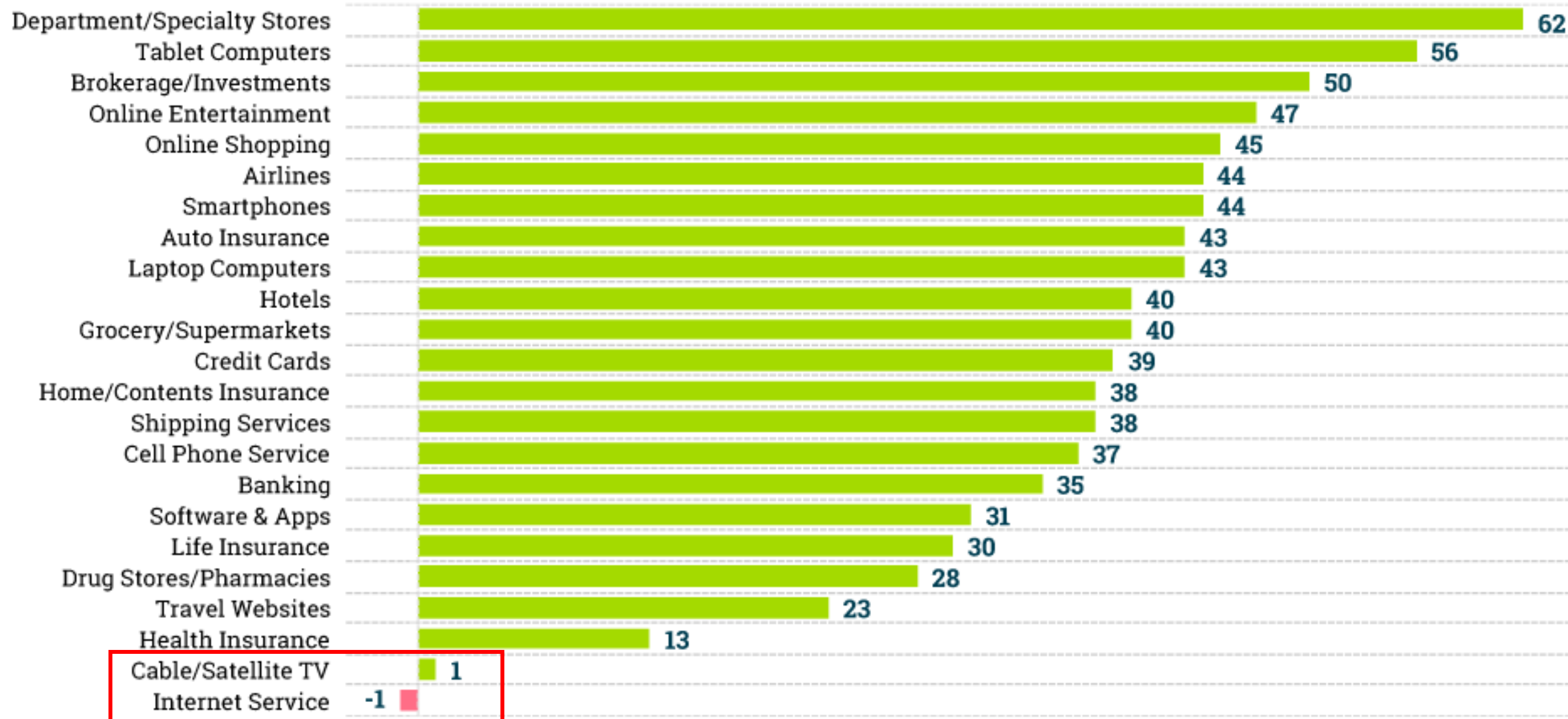
Global Market CAGR,  
2025 - 2030

Source:  
[www.grandviewresearch.com](http://www.grandviewresearch.com)

**OMKMS**

PHILIPP  
KLOECKNER

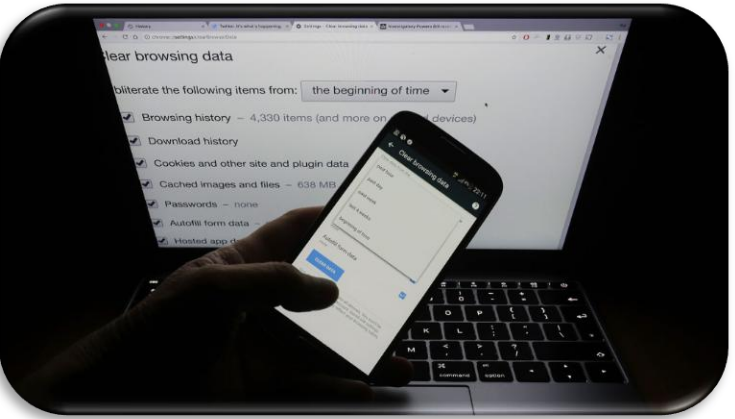
# Average NPS, by B2C Industry\*



Published on MarketingCharts.com in June 2018 | Data Source: NICE Satmetrix


\* Based on a survey of 62,000 US respondents conducted in January and February 2018, who rated 188 brands across 23 industries/sectors. Each brand was rated by at least 100 respondents.

# AMAZON + KUIPER: FULL CIRCLE ADVERTISING



# DO LLMS HAVE REAL MOATS?


*High commoditization to be expected*



## Foundation Models

- Constant Race (Convergence)
- Limited by Hardware/Energy
- Open Source catching up

FOURS



Who owns all of this could be „The Last Monopolist“



# 90 PERCENT OF ADVANCED CHIP PRODUCTION

April 2005

\*Twenty-one of 24 Antarctic consultative members have made no claim or reserved territory (although France and the United States have reserved the right to do so) and they do not recognize the claims of the other nations.

Boundary representation is not necessarily authoritative.

Antarctica



# 90 PERCENT OF ADVANCED CHIP PRODUCTION



April 2005  
\*Twenty-one of 24 Antarctic consultation parties have made no claim or reserved territory (although France and the United States have reserved the right to do so) and they do not recognize the claims of the other nations.  
Boundary representation is not necessarily authoritative.




 **90 PERCENT OF ADVANCED CHIP PRODUCTION**



April 2005  
\*Twenty-one of 24 Antarctic consultative parties have made no claim or reserved territory (although France and the United States have reserved the right to do so) and they do not recognize the claims of the other nations.  
 Boundary representation is not necessarily authoritative.

# DO LLMS HAVE REAL MOATS?


*High commoditization to be expected*



## Foundation Models

- Constant Race (Convergence)
- Limited by Hardware/Energy
- Open Source catching up

# FOURS



Who owns all of this could be „The Last Monopolist“

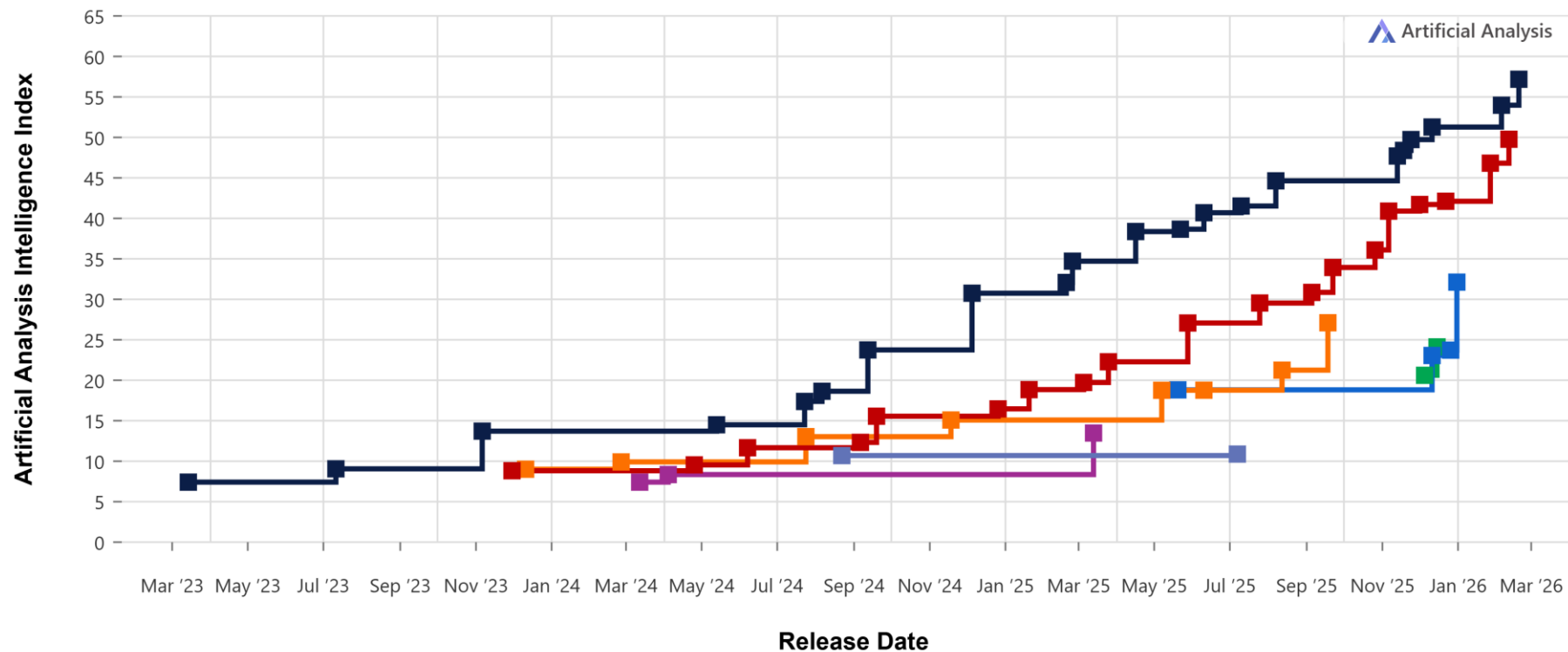
**DIGITAL  
COLONIZATION**



## Frontier Language Model Intelligence By Country, Over Time

Artificial Analysis Intelligence Index v4.0 incorporates 10 evaluations: GDPval-AA,  $\tau^2$ -Bench Telecom, Terminal-Bench Hard, SciCode, AA-LCR, AA-Omniscience, IFBench, Humanity's Last Exam, GPQA Diamond, CritPt

■ Canada
 ■ China
 ■ France
 ■ Israel
 ■ South Korea
 ■ United Arab Emirates
 ■ United States

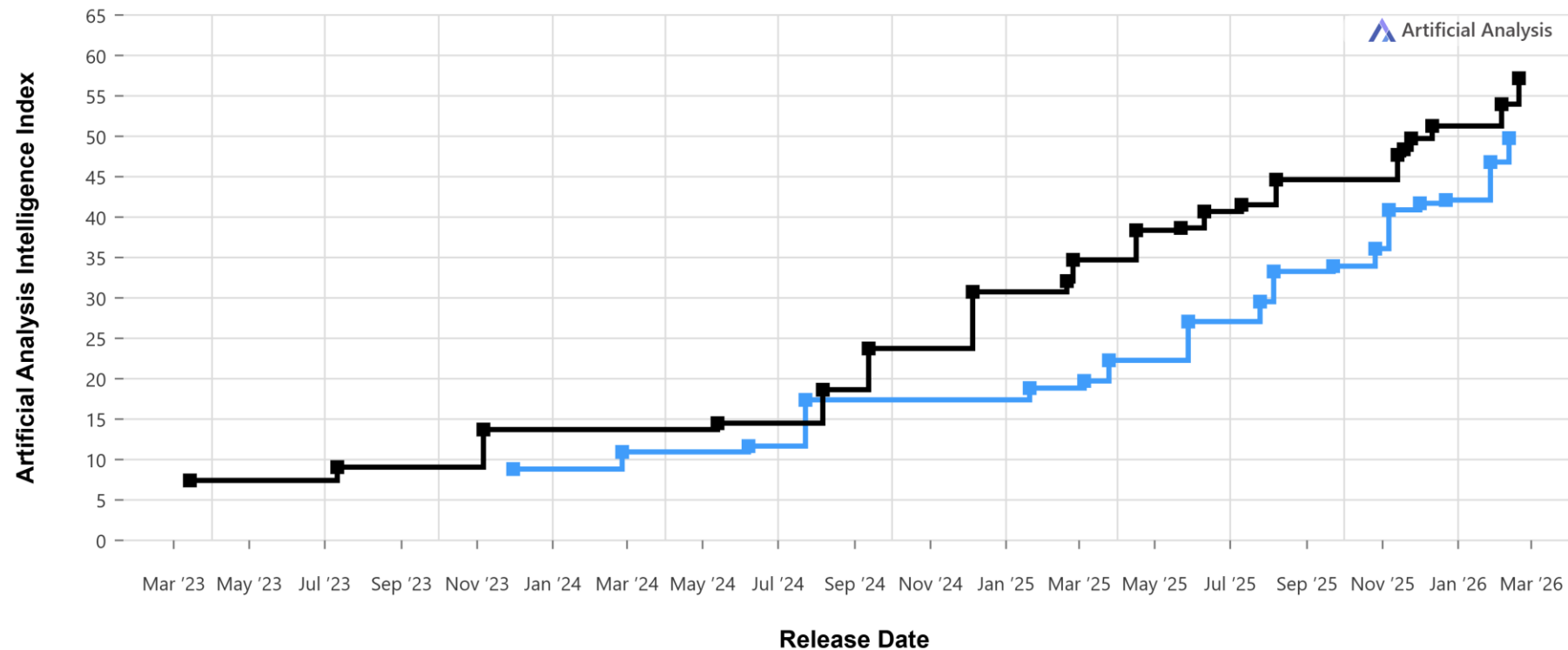


# OPEN SOURCE PLAYS CATCH-UP

## Progress in Open Weights vs. Proprietary Intelligence

Artificial Analysis Intelligence Index v4.0 incorporates 10 evaluations: GDPval-AA,  $\tau^2$ -Bench Telecom, Terminal-Bench Hard, SciCode, AA-LCR, AA-Omniscience, IFBench, Humanity's Last Exam, GPQA Diamond, CritPt

■ Open Weights ■ Proprietary

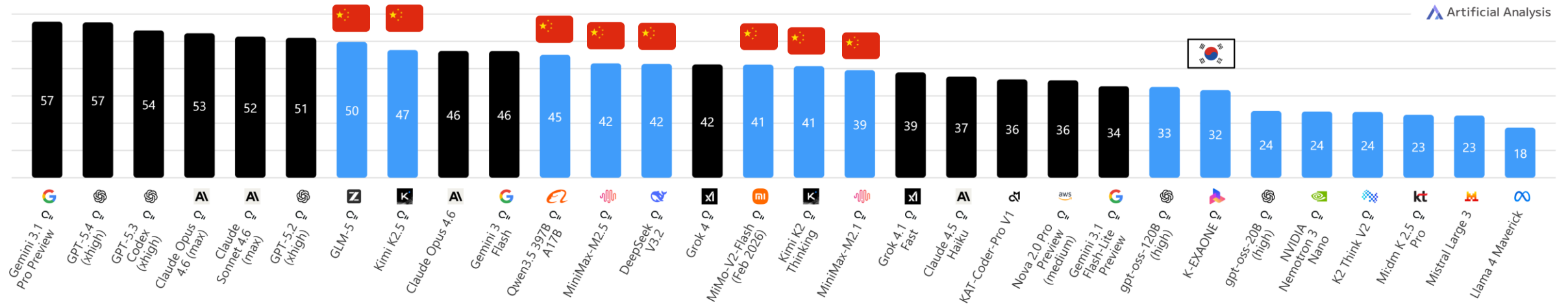


# OPEN WEIGHTS

## Artificial Analysis Intelligence Index by Open Weights / Proprietary

Artificial Analysis Intelligence Index v4.0 incorporates 10 evaluations: GDPval-AA,  $\tau^2$ -Bench Telecom, Terminal-Bench Hard, SciCode, AA-LCR, AA-Omniscience, IFBench, Humanity's Last Exam, GPQA Diamond, CritPt

■ Proprietary ■ Open Weights

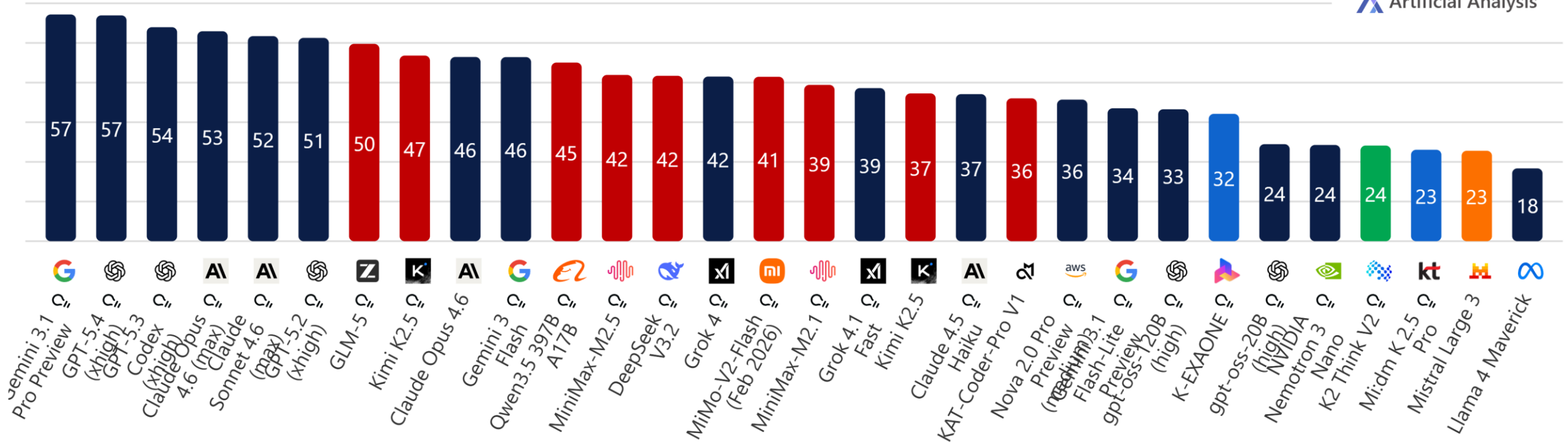


# Leading Models by Country

Artificial Analysis Intelligence Index, Leading Models

■ United States 
 ■ China 
 ■ South Korea 
 ■ United Arab Emirates 
 ■ France

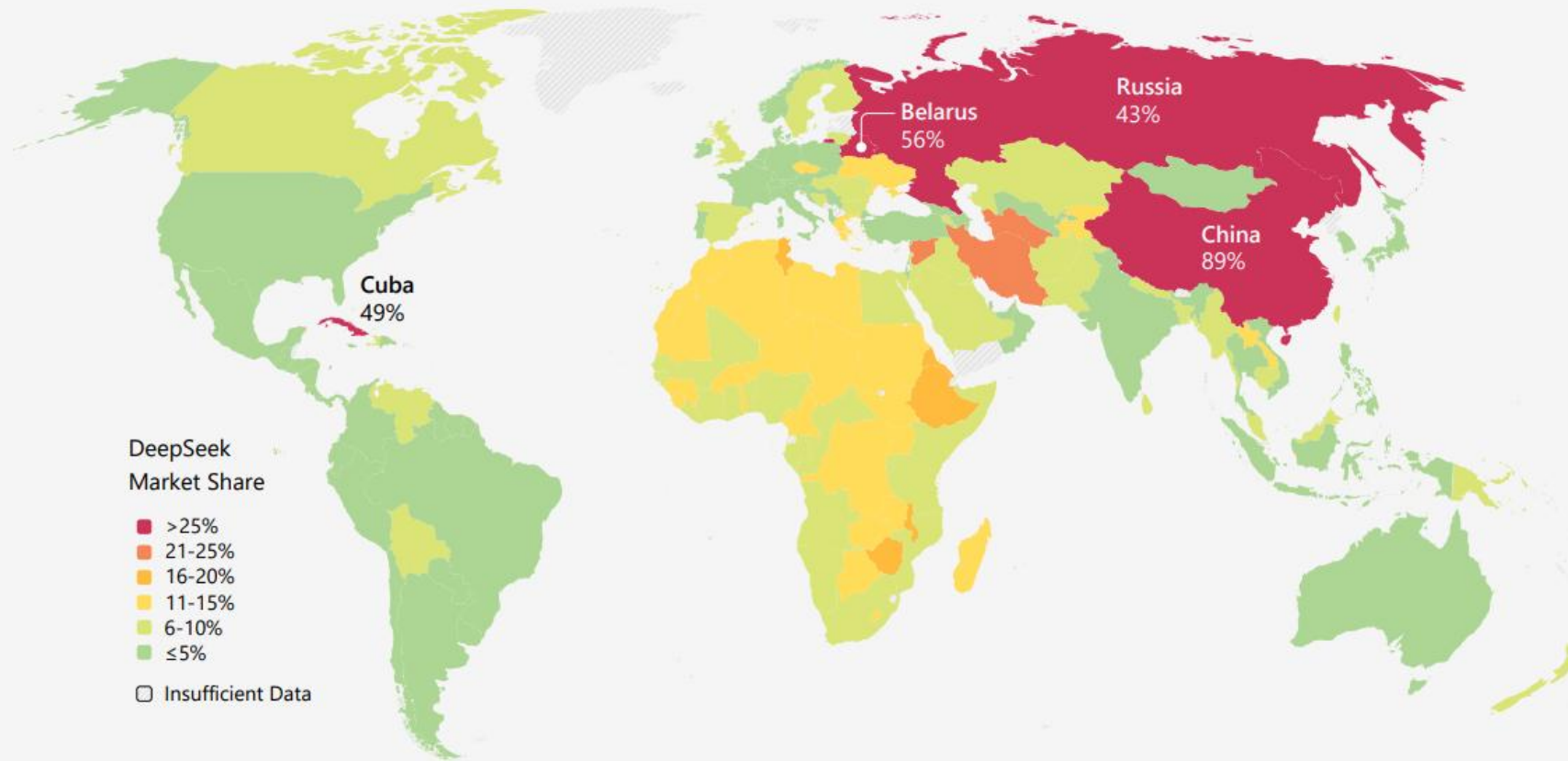
 Artificial Analysis



# THE WARSAW TREATY OF MODELS

Source:  
[Microsoft](#)

DeepSeek Market Share by Economy



NỈ HẢO! 🇨🇳 CHAT XI PT 🖐️




☰ 🔍 FINANCIAL TIMES 👤 My Account

Artificial intelligence Added ▾

## China's latest answer to OpenAI is 'Chat Xi PT'

Internet regulator uses Chinese leader's political philosophy to help answer questions posed to latest large language model

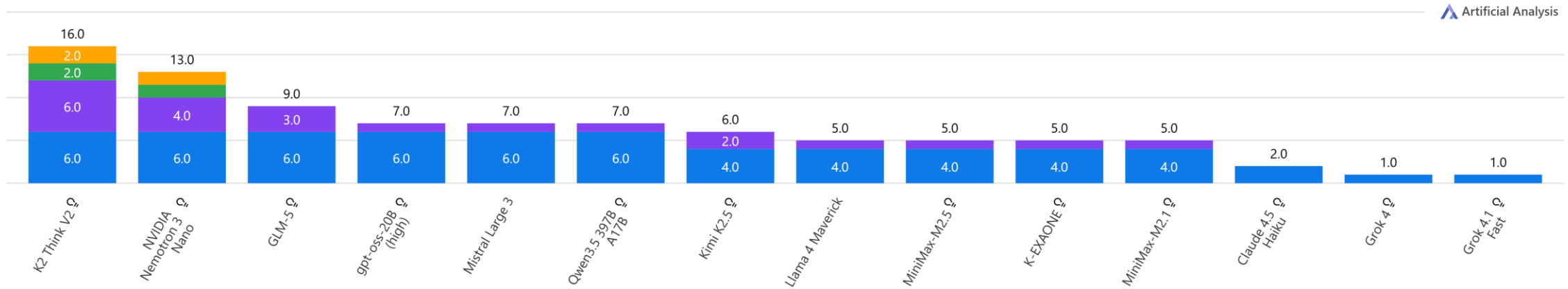


# OPEN WEIGHTS AND „OPENNESS“

## Artificial Analysis Openness Index: Components

Openness Index underlying score contribution by components, up to a maximum of 18 (higher is more open)

■ Model Availability 
 ■ Transparency - Methodology 
 ■ Transparency - Post-training Data 
 ■ Transparency - Pre-training Data



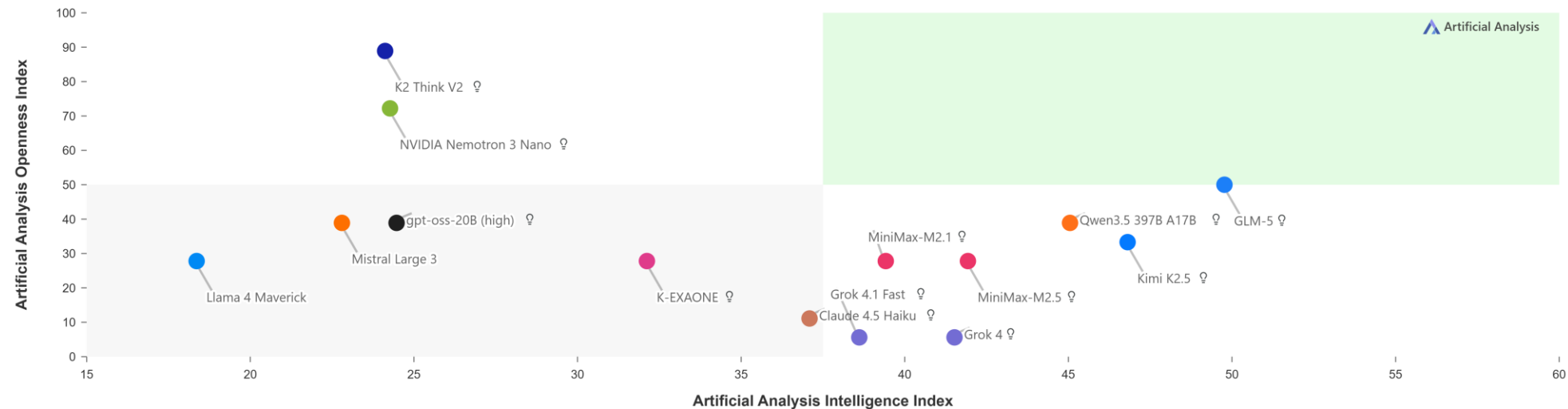
Artificial Analysis

## Artificial Analysis Openness Index vs. Artificial Analysis Intelligence Index

Artificial Analysis Openness Index; Artificial Analysis Intelligence Index

Most attractive quadrant

■ Alibaba 
 ■ Anthropic 
 ■ Kimi 
 ■ LG AI Research 
 ■ MBZUAI Institute of Foundation Models 
 ■ Meta 
 ■ MiniMax 
 ■ Mistral 
 ■ NVIDIA 
 ■ OpenAI 
 ■ xAI 
 ■ Z AI



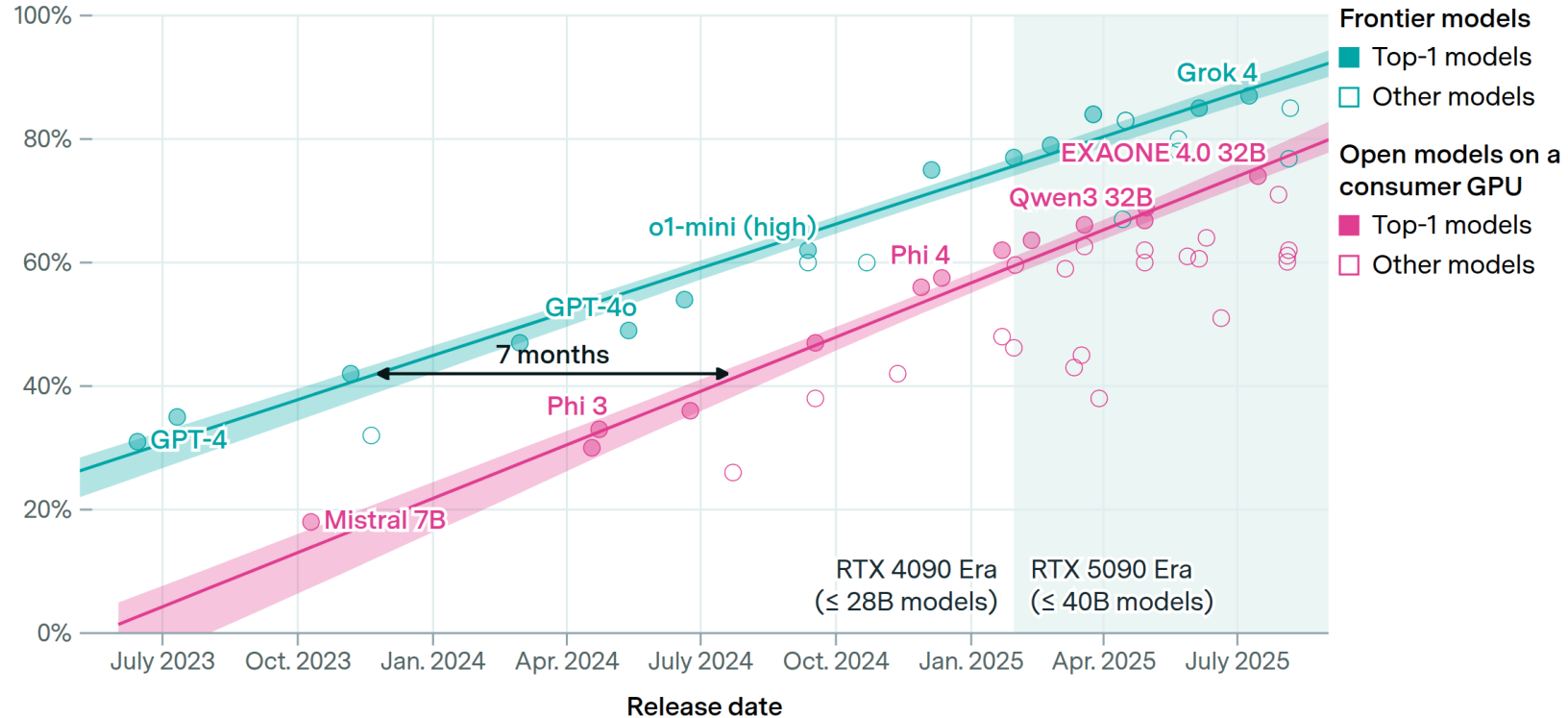
Artificial Analysis

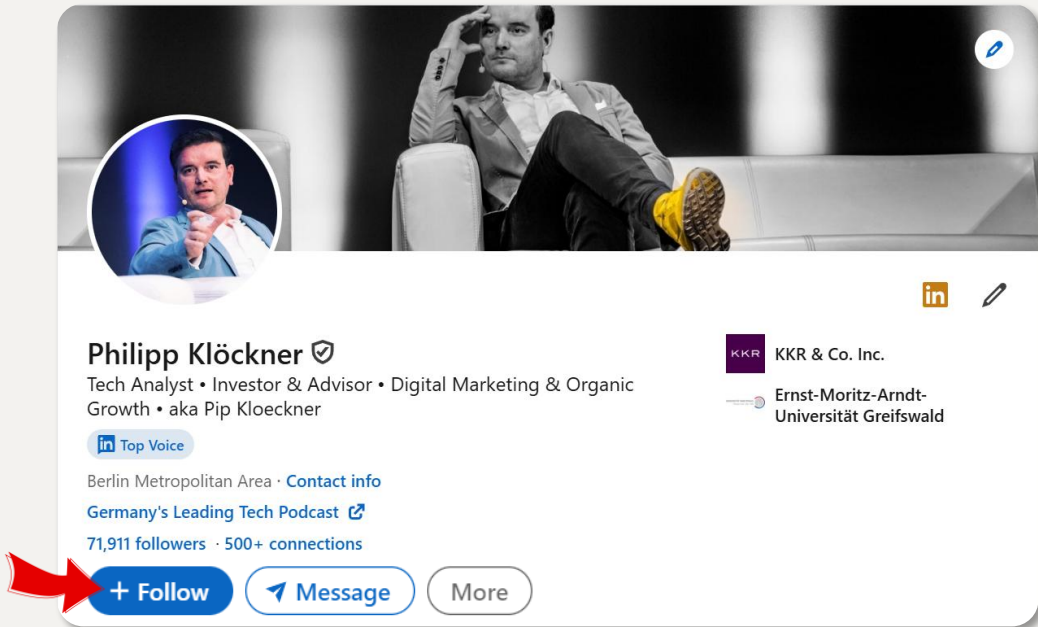
# ACCESSIBILITY

*During 6-12 months, models on a consumer GPU achieve previous SOTA levels*

Models that fit on a single consumer GPU trail the absolute frontier by less than a year.

GPQA-Diamond accuracy





Philipp Klöckner ✓  
Tech Analyst • Investor & Advisor • Digital Marketing & Organic Growth • aka Pip Kloeckner

KKR KKR & Co. Inc.  
Ernst-Moritz-Arndt-Universität Greifswald

Top Voice

Berlin Metropolitan Area · Contact info  
Germany's Leading Tech Podcast

71,911 followers · 500+ connections

+ Follow Message More

A red arrow points to the '+ Follow' button.



DER GROSSE  
KI-HYPE-CHECK

SHARE

COMMENT

OMZ RED STAGE

# THANK YOU!

Slides, Sources, Tools:

→ [doppelgaenger.io/ai](https://doppelgaenger.io/ai)



📱 @pip\_net

✉️ mail@pip.net

🔗 [linkedin.com/in/kloeckner](https://linkedin.com/in/kloeckner)